

School Report Card 2022 - 2023

For more detailed information, please visit <https://msrc.mdek12.org>.



Columbus Middle School

Columbus Municipal School District



175 Highway 373
Columbus, MS 39705



Kimberly Lathan
LathanK@columbuscityschools.org

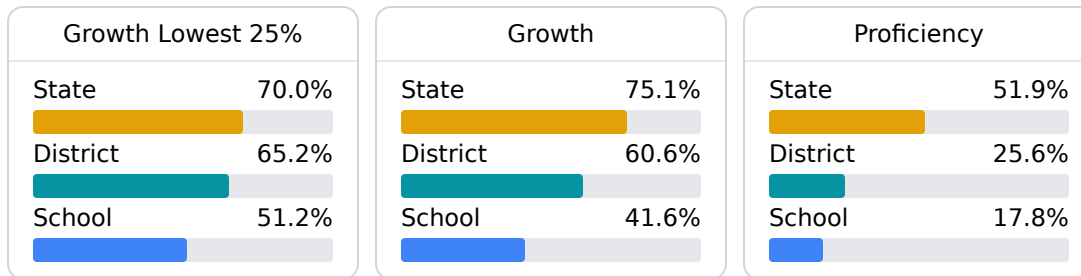
Identified for **Comprehensive Support and Improvement**

School Accountability Grade Components

Mississippi's accountability system assigns "A" through "F" letter grades for schools and districts. Grades are based on student achievement, student growth, student participation in testing, and other academic measures.

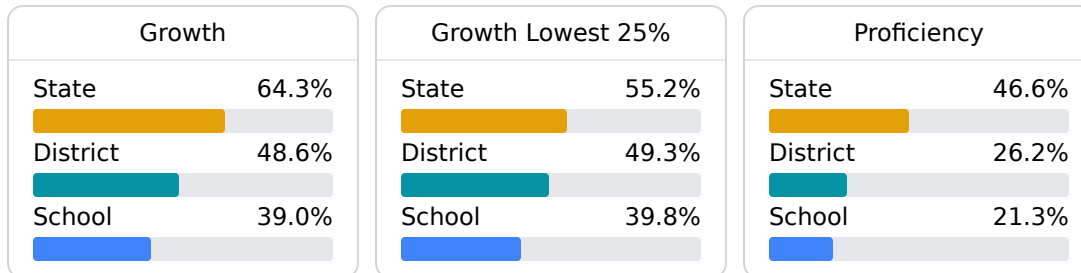
Math

Measurements of student performance on the statewide math assessment.



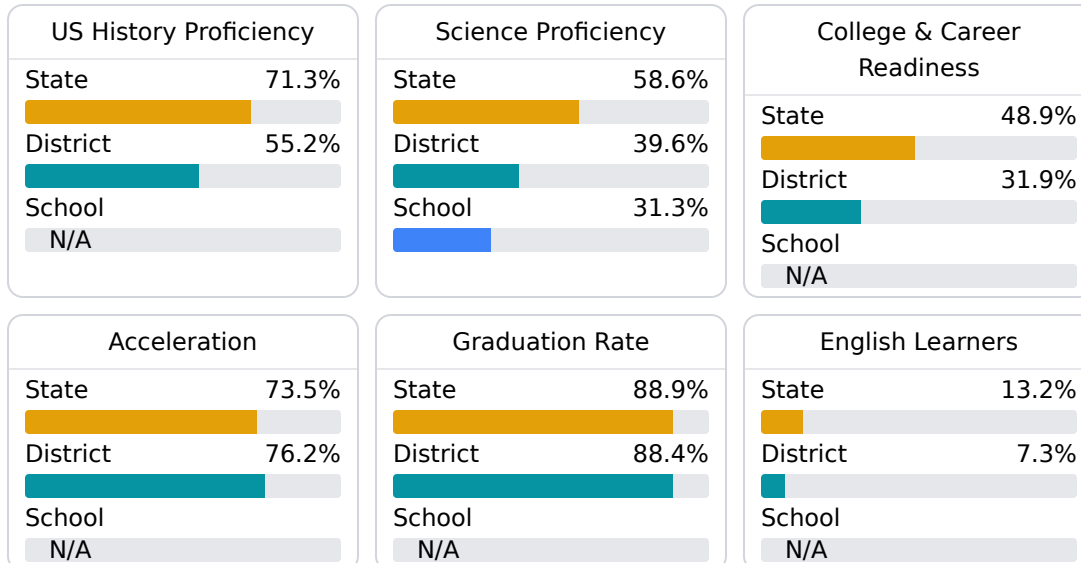
English

Measurements of student performance on the statewide English language arts (ELA) assessment.



Other Measures

Other measurements of student performance that factor into the accountability grade.



Teacher Data

50.0

Teachers



52.6%

Experienced Teachers

3.5%

Provisional Teachers

96.5%

In-Field Teachers

Detailed Assessment and Other Data

Student Performance

The following information shows each level of student performance on statewide assessments.

Math

Level 1	Level 2	Level 3	Level 4	Level 5
State 0-10%	State 11-20%	State 21-30%	State 31-40%	State 11-20%
District 11-20%	District 31-40%	District 31-40%	District 11-20%	District 0-10%
School 11-20%	School 31-40%	School 21-30%	School 11-20%	School 0-10%
Minimal	Basic	Passing	Proficient	Advanced

English

Level 1	Level 2	Level 3	Level 4	Level 5
State 8.3%	State 17.0%	State 29.7%	State 29.3%	State 15.7%
District 11-20%	District 21-30%	District 31-40%	District 11-20%	District 0-10%
School 11-20%	School 21-30%	School 31-40%	School 11-20%	School 0-10%
Minimal	Basic	Passing	Proficient	Advanced

Science

Level 1	Level 2	Level 3	Level 4	Level 5
State 11.4%	State 11.9%	State 20.8%	State 33.6%	State 22.3%
District 22.6%	District 19.4%	District 20.8%	District 29.4%	District 7.9%
School 25.3%	School 24.1%	School 21.5%	School 23.6%	School 5.5%
Minimal	Basic	Passing	Proficient	Advanced

Student Assessment Participation

97.9%

English Participation

97.7%

Math Participation

97.9%

Science Participation

Discipline

211

Incidents of Violence

<5%

In-School Suspension

29.0%

Out-of-School Suspension

<5%

Expulsions

Other Data



29.5%

Chronic Absenteeism



\$12,780.78

Per-Pupil Expenditure