



West Lowndes Elementary

Lowndes County School District



1000 GILMER WILBURN ROAD
Columbus, MS 39701



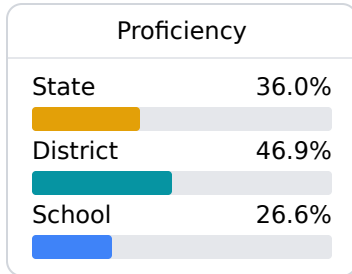
Robert Sanders
robert.sanders@mde.k12.ms.us

School Accountability Grade Components

Mississippi's accountability system assigns "A" through "F" letter grades for schools and districts. Grades are based on student achievement, student growth, student participation in testing, and other academic measures. COVID - 19 pandemic disruptions continue to be reflected in 2021 - 2022 accountability data, particularly growth data.

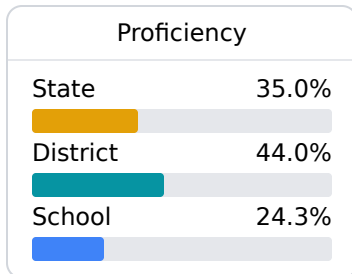
Math

Measurements of student performance on the statewide math assessment.



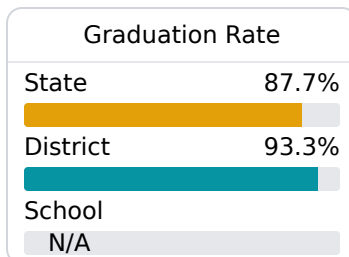
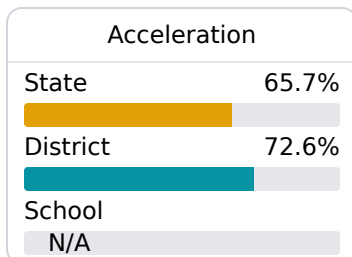
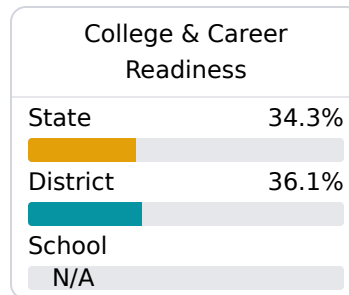
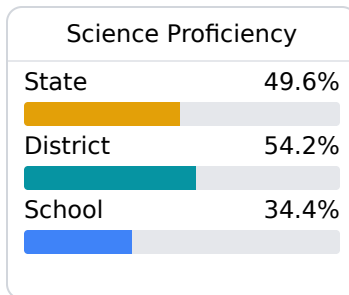
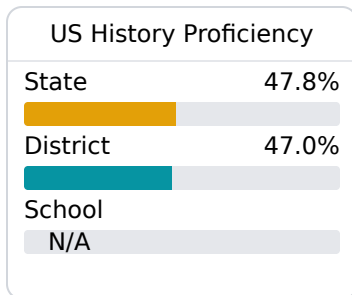
English

Measurements of student performance on the statewide English language arts (ELA) assessment.



Other Measures

Other measurements of student performance that factor into the accountability grade.



Teacher Data

24.4

Teachers



91.0%

Experienced Teachers

0.0%

Provisional Teachers

99.3%

In-Field Teachers

Detailed Assessment and Other Data

Student Performance

The following information shows each level of student performance on statewide assessments.

Math

Level 1		Level 2		Level 3		Level 4		Level 5	
State	11.6%	State	24.2%	State	29.5%	State	24.8%	State	9.9%
District	5.1%	District	19.4%	District	32.0%	District	32.7%	District	10.7%
School	0-10%	School	21-30%	School	41-50%	School	21-30%	School	0-10%
Minimal		Basic		Passing		Proficient		Advanced	

English

Level 1		Level 2		Level 3		Level 4		Level 5	
State	10.8%	State	23.1%	State	31.8%	State	24.6%	State	9.7%
District	6.6%	District	18.4%	District	31.9%	District	31.1%	District	12.0%
School	0-10%	School	21-30%	School	41-50%	School	21-30%	School	0-10%
Minimal		Basic		Passing		Proficient		Advanced	

Science

Level 1		Level 2		Level 3		Level 4		Level 5	
State	13.8%	State	14.5%	State	23.4%	State	32.7%	State	15.7%
District	7.3%	District	14.3%	District	22.2%	District	40.9%	District	15.3%
School	0-10%	School	21-30%	School	31-40%	School	31-40%	School	0-10%
Minimal		Basic		Passing		Proficient		Advanced	

Student Assessment Participation



Discipline

* Source: 2017-2018 Civil Rights Data Collection

Other Data



5.0%

Chronic Absenteeism



\$15,359.38

Per-Pupil Expenditure