



## New Hope Elementary School

Lowndes County School District



199 ENLOW ROAD  
Columbus, MS 39702



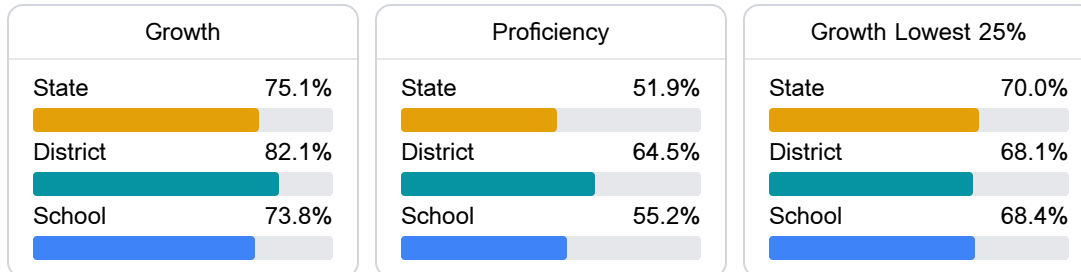
ANGELA WILCOX  
[angela.wilcox@lowndes.k12.ms.us](mailto:angela.wilcox@lowndes.k12.ms.us)

### School Accountability Grade Components

Mississippi's accountability system assigns "A" through "F" letter grades for schools and districts. Grades are based on student achievement, student growth, student participation in testing, and other academic measures.

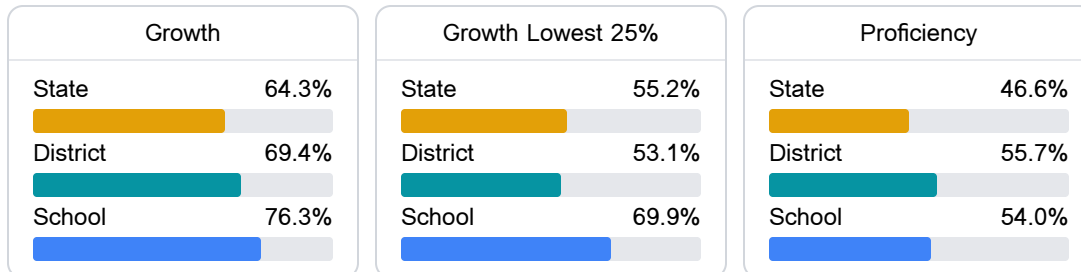
#### Math

Measurements of student performance on the statewide math assessment.



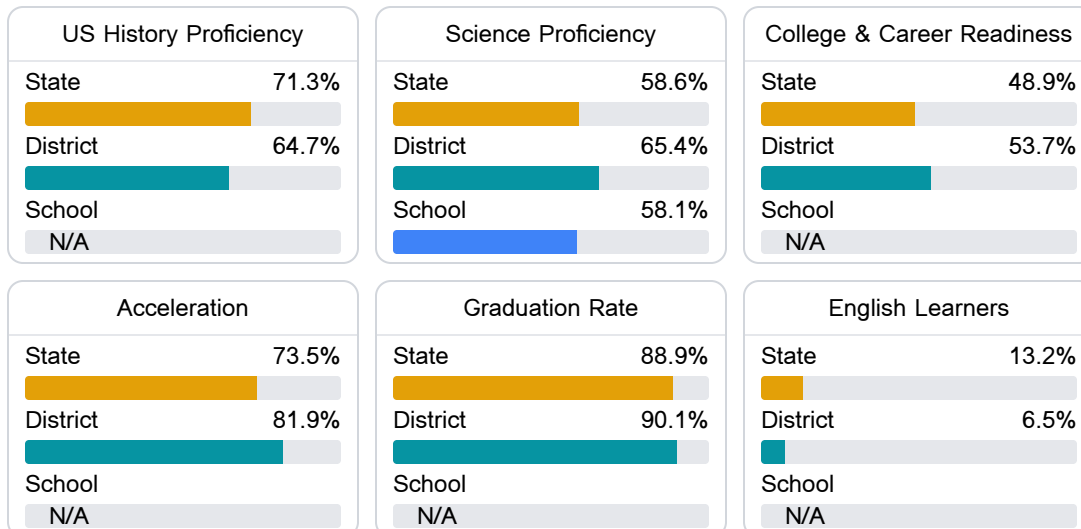
#### English

Measurements of student performance on the statewide English language arts (ELA) assessment.



#### Other Measures

Other measurements of student performance that factor into the accountability grade.



### Teacher Data

83.1

Teachers



64.7%

Experienced Teachers

0.0%

Provisional Teachers

99.8%

In-Field Teachers

## Detailed Assessment and Other Data

## Student Performance

The following information shows each level of student performance on statewide assessments.

## Math

Level 1		Level 2		Level 3		Level 4		Level 5	
State	0-10%	State	11-20%	State	21-30%	State	31-40%	State	11-20%
District	0-10%	District	0-10%	District	21-30%	District	41-50%	District	21-30%
School	0-10%	School	11-20%	School	31-40%	School	31-40%	School	21-30%
Minimal		Basic		Passing		Proficient		Advanced	

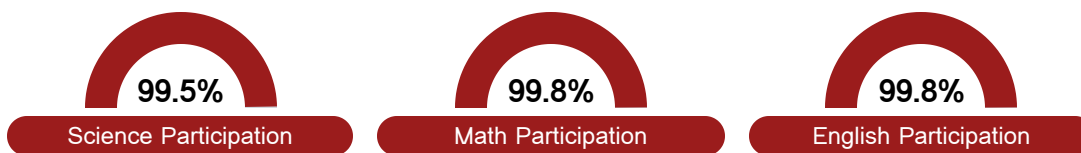
## English

Level 1		Level 2		Level 3		Level 4		Level 5	
State	8.3%	State	17.0%	State	29.7%	State	29.3%	State	15.7%
District	0-10%	District	11-20%	District	21-30%	District	31-40%	District	11-20%
School	0-10%	School	11-20%	School	21-30%	School	31-40%	School	11-20%
Minimal		Basic		Passing		Proficient		Advanced	

## Science

Level 1		Level 2		Level 3		Level 4		Level 5	
State	11.4%	State	11.9%	State	20.8%	State	33.6%	State	22.3%
District	8.2%	District	9.1%	District	20.2%	District	36.9%	District	25.6%
School	8.7%	School	9.2%	School	24.1%	School	37.4%	School	20.5%
Minimal		Basic		Passing		Proficient		Advanced	

## Student Assessment Participation



## Discipline

## Other Data



12.8 %

Chronic Absenteeism



\$10,044.58

Per-Pupil Expenditure