

West Lowndes High School

Lowndes County School District

644 SOUTH FRONTAGE ROAD
Columbus, MS 39701

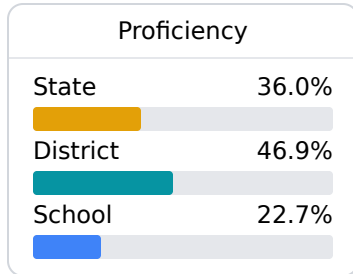
ANTONIO MAGEE
antonio.magee@lowndes.k12.ms.us

School Accountability Grade Components

Mississippi's accountability system assigns "A" through "F" letter grades for schools and districts. Grades are based on student achievement, student growth, student participation in testing, and other academic measures. COVID - 19 pandemic disruptions continue to be reflected in 2021 - 2022 accountability data, particularly growth data.

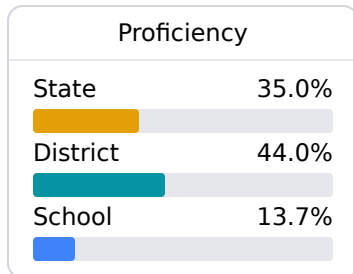
Math

Measurements of student performance on the statewide math assessment.



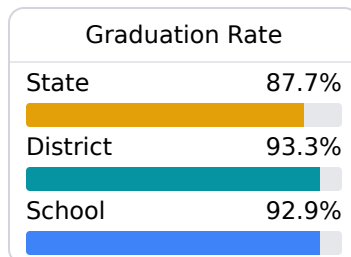
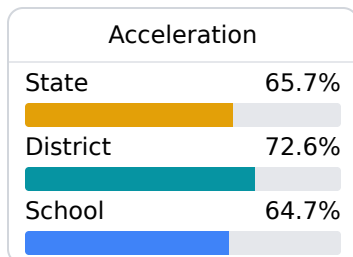
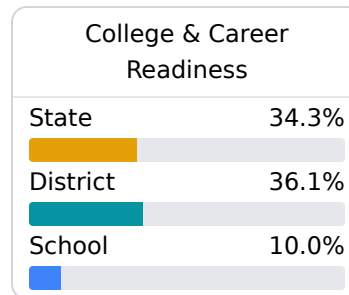
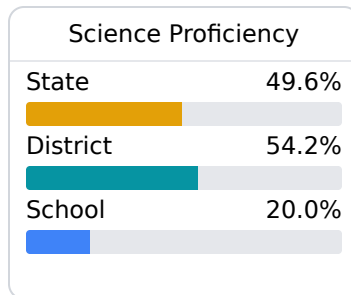
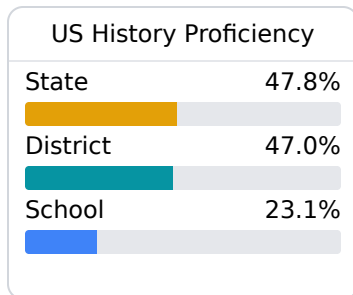
English

Measurements of student performance on the statewide English language arts (ELA) assessment.



Other Measures

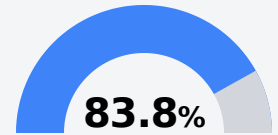
Other measurements of student performance that factor into the accountability grade.



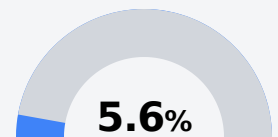
Teacher Data

27.9

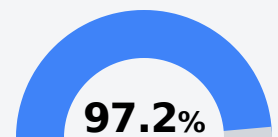
Teachers



Experienced Teachers



Provisional Teachers



In-Field Teachers

Detailed Assessment and Other Data

Student Performance

The following information shows each level of student performance on statewide assessments.

Math

Level 1		Level 2		Level 3		Level 4		Level 5	
State	11.6%	State	24.2%	State	29.5%	State	24.8%	State	9.9%
District	5.1%	District	19.4%	District	32.0%	District	32.7%	District	10.7%
School	0-10%	School	31-40%	School	31-40%	School	11-20%	School	0-10%
Minimal		Basic		Passing		Proficient		Advanced	

English

Level 1		Level 2		Level 3		Level 4		Level 5	
State	10.8%	State	23.1%	State	31.8%	State	24.6%	State	9.7%
District	6.6%	District	18.4%	District	31.9%	District	31.1%	District	12.0%
School	11-20%	School	31-40%	School	31-40%	School	0-10%	School	0-10%
Minimal		Basic		Passing		Proficient		Advanced	

Science

Level 1		Level 2		Level 3		Level 4		Level 5	
State	13.8%	State	14.5%	State	23.4%	State	32.7%	State	15.7%
District	7.3%	District	14.3%	District	22.2%	District	40.9%	District	15.3%
School	19.5%	School	24.7%	School	28.6%	School	22.1%	School	5.2%
Minimal		Basic		Passing		Proficient		Advanced	

Student Assessment Participation



Discipline

<10

Incidents of Violence

* Source: 2017-2018 Civil Rights Data Collection

Other Data



6.4%

Chronic Absenteeism



\$16,424.96

Per-Pupil Expenditure



60.0%

Post-Secondary Enrollment



31.3%

Advanced Course Participation