



Caledonia Middle School

Lowndes County School District



105 CONFEDERATE DRIVE
Caledonia, MS 39740



JEANNIE JERNIGAN
jeannie.jernigan@lowndes.k12.ms.us

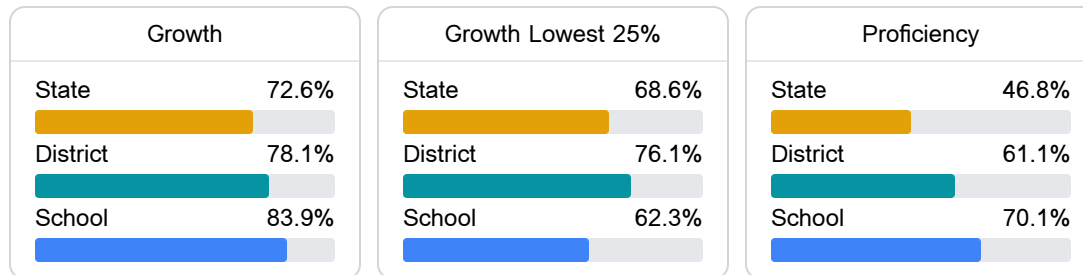
Identified for **Additional Targeted Support and Improvement**

School Accountability Grade Components

Mississippi's accountability system assigns "A" through "F" letter grades for schools and districts. Grades are based on student achievement, student growth, student participation in testing, and other academic measures. COVID - 19 pandemic disruptions continue to be reflected in 2021 - 2022 accountability data, particularly growth data.

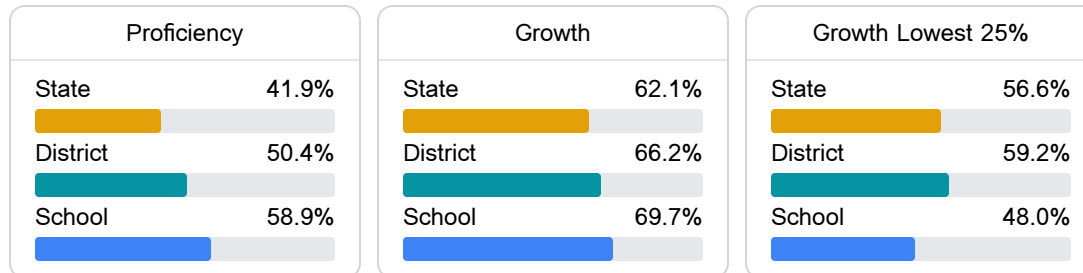
Math

Measurements of student performance on the statewide math assessment.



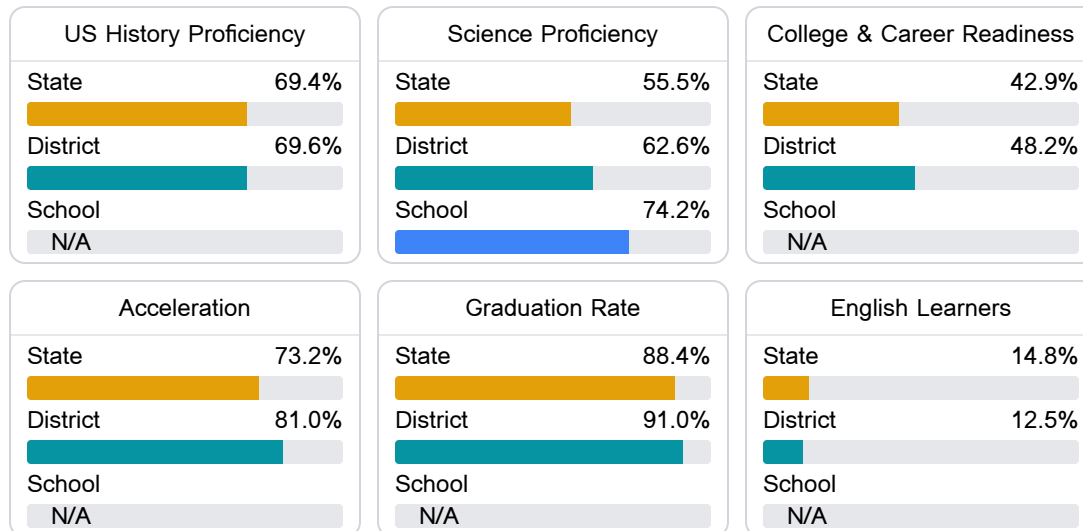
English

Measurements of student performance on the statewide English language arts (ELA) assessment.



Other Measures

Other measurements of student performance that factor into the accountability grade.



Teacher Data

35.4

Teachers



86.6%

Experienced Teachers

2.5%

Provisional Teachers

97.7%

In-Field Teachers

Detailed Assessment and Other Data

Student Performance

The following information shows each level of student performance on statewide assessments.

Math

Level 1	Level 2	Level 3	Level 4	Level 5
State 7.0%	State 19.3%	State 27.3%	State 31.5%	State 15.0%
District 0-10%	District 11-20%	District 21-30%	District 41-50%	District 11-20%
School 0-10%	School 0-10%	School 11-20%	School 41-50%	School 21-30%
Minimal	Basic	Passing	Proficient	Advanced

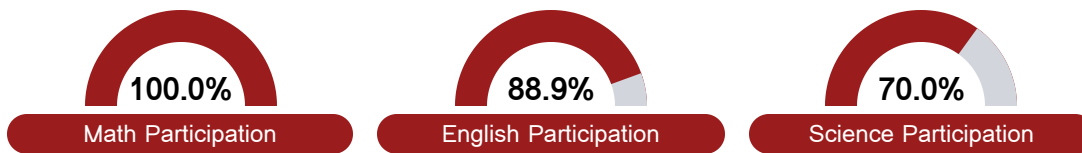
English

Level 1	Level 2	Level 3	Level 4	Level 5
State 8.6%	State 18.9%	State 31.3%	State 29.1%	State 12.1%
District 0-10%	District 11-20%	District 31-40%	District 31-40%	District 11-20%
School 0-10%	School 11-20%	School 31-40%	School 31-40%	School 11-20%
Minimal	Basic	Passing	Proficient	Advanced

Science

Level 1	Level 2	Level 3	Level 4	Level 5
State 11.0%	State 12.4%	State 22.5%	State 34.7%	State 19.4%
District 6.0%	District 10.8%	District 22.2%	District 42.9%	District 18.0%
School 0-10%	School 0-10%	School 21-30%	School 51-60%	School 0-10%
Minimal	Basic	Passing	Proficient	Advanced

Student Assessment Participation



Discipline



Other Data



13.2 %

Chronic Absenteeism



\$8,987.00

Per-Pupil Expenditure