



## Mamie Martin Elementary School

Brookhaven School District



420 VIVIAN MERRITT STREET  
Brookhaven, MS 39601



Nancy Fisher  
[nancy.fisher@brookhavenschools.org](mailto:nancy.fisher@brookhavenschools.org)

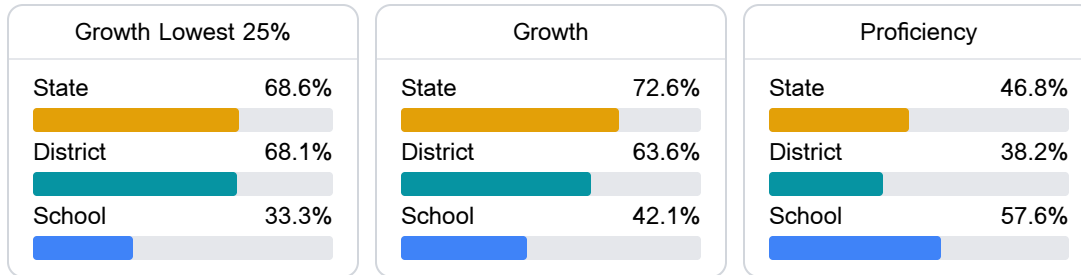
Identified for **Additional Targeted Support and Improvement**

### School Accountability Grade Components

Mississippi's accountability system assigns "A" through "F" letter grades for schools and districts. Grades are based on student achievement, student growth, student participation in testing, and other academic measures. COVID - 19 pandemic disruptions continue to be reflected in 2021 - 2022 accountability data, particularly growth data.

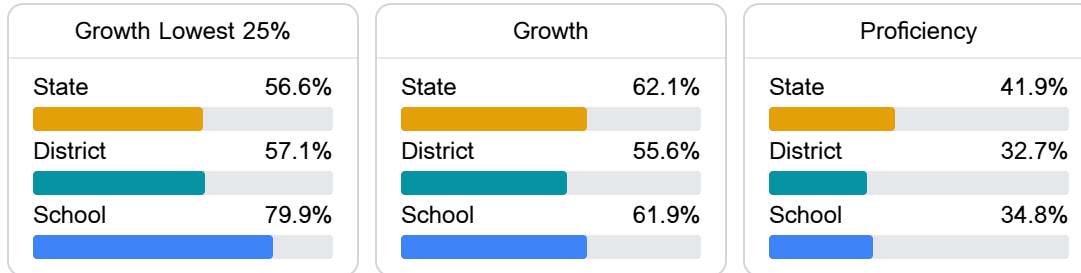
#### Math

Measurements of student performance on the statewide math assessment.



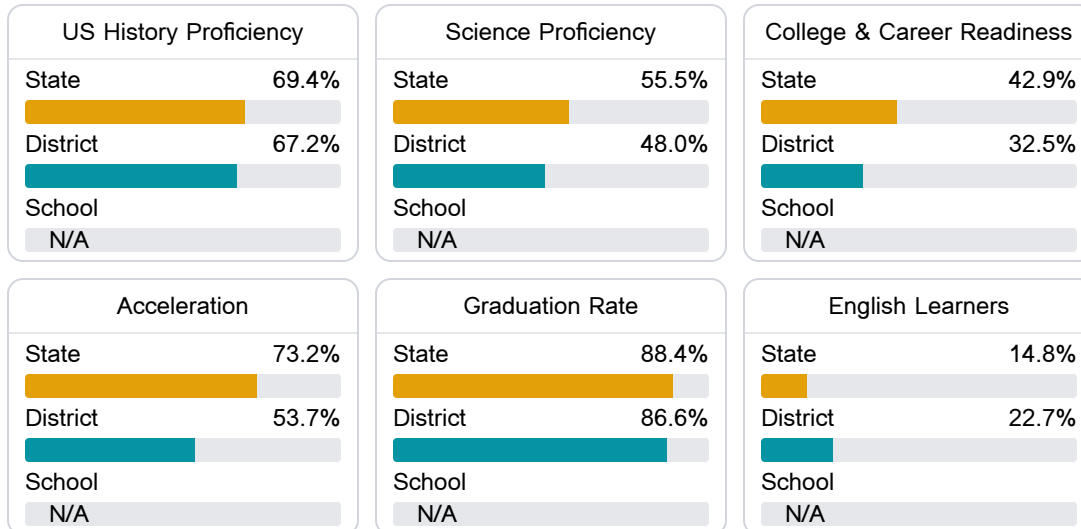
#### English

Measurements of student performance on the statewide English language arts (ELA) assessment.



#### Other Measures

Other measurements of student performance that factor into the accountability grade.



### Teacher Data

41.8

Teachers



83.5%

Experienced Teachers

0.0%

Provisional Teachers

99.1%
















In-Field Teachers

## Detailed Assessment and Other Data
















## Student Performance

The following information shows each level of student performance on statewide assessments.
















## Math

Level 1		Level 2		Level 3		Level 4		Level 5	
State	7.0%	State	19.3%	State	27.3%	State	31.5%	State	15.0%
									
District	6.6%	District	24.6%	District	31.6%	District	28.7%	District	8.5%
									
School	N/A	School	N/A	School	N/A	School	N/A	School	N/A
									
Minimal		Basic		Passing		Proficient		Advanced	

## English

Level 1		Level 2		Level 3		Level 4		Level 5	
State	8.6%	State	18.9%	State	31.3%	State	29.1%	State	12.1%
									
District	10.3%	District	24.6%	District	33.1%	District	23.4%	District	8.7%
									
School	N/A	School	N/A	School	N/A	School	N/A	School	N/A
									
Minimal		Basic		Passing		Proficient		Advanced	

## Science

Level 1		Level 2		Level 3		Level 4		Level 5	
State	11.0%	State	12.4%	State	22.5%	State	34.7%	State	19.4%
									
District	12.5%	District	15.4%	District	26.2%	District	29.5%	District	16.4%
									
School	N/A	School	N/A	School	N/A	School	N/A	School	N/A
									
Minimal		Basic		Passing		Proficient		Advanced	

## Discipline

&lt;10

Incidents of Violence

&lt;5%

In-School Suspension

&lt;5%

Out-of-School Suspension

## Other Data



18.2 %

Chronic Absenteeism



\$9,599.97

Per-Pupil Expenditure