



## Brookhaven High School

Brookhaven School District



443 E MONTICELLO STREET  
Brookhaven, MS 39601



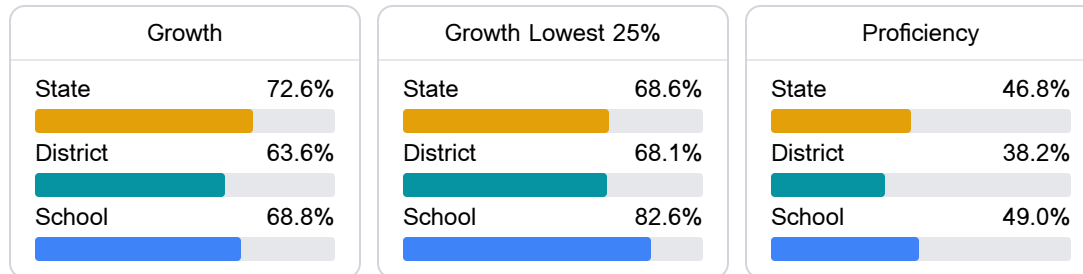
Shonique McLaurin  
[shonique.mclaurin@brookhavenschools.org](mailto:shonique.mclaurin@brookhavenschools.org)

### School Accountability Grade Components

Mississippi's accountability system assigns "A" through "F" letter grades for schools and districts. Grades are based on student achievement, student growth, student participation in testing, and other academic measures. COVID - 19 pandemic disruptions continue to be reflected in 2021 - 2022 accountability data, particularly growth data.

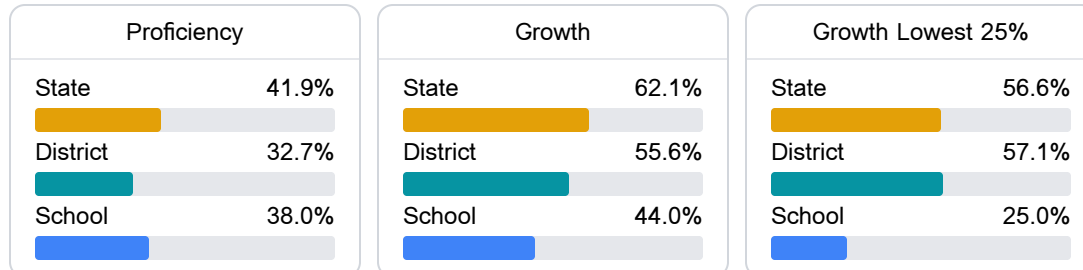
#### Math

Measurements of student performance on the statewide math assessment.



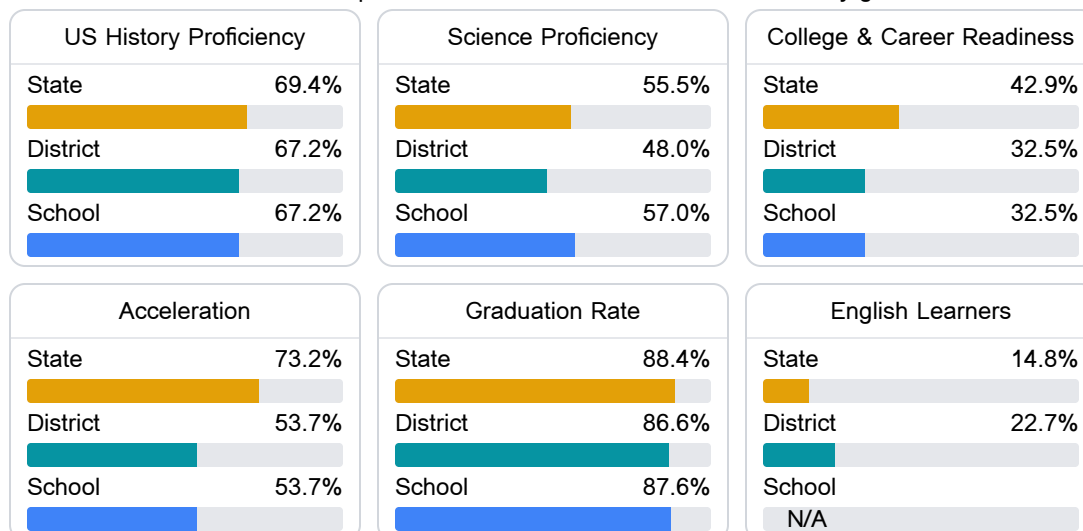
#### English

Measurements of student performance on the statewide English language arts (ELA) assessment.



#### Other Measures

Other measurements of student performance that factor into the accountability grade.



### Teacher Data

53.5

Teachers



88.0%

Experienced Teachers

1.9%

Provisional Teachers

100.0%

In-Field Teachers

## Detailed Assessment and Other Data

## Student Performance

The following information shows each level of student performance on statewide assessments.

## Math

Level 1		Level 2		Level 3		Level 4		Level 5	
State	7.0%	State	19.3%	State	27.3%	State	31.5%	State	15.0%
District	6.6%	District	24.6%	District	31.6%	District	28.7%	District	8.5%
School	0-10%	School	11-20%	School	31-40%	School	31-40%	School	0-10%
Minimal		Basic		Passing		Proficient		Advanced	

## English

Level 1		Level 2		Level 3		Level 4		Level 5	
State	8.6%	State	18.9%	State	31.3%	State	29.1%	State	12.1%
District	10.3%	District	24.6%	District	33.1%	District	23.4%	District	8.7%
School	9.7%	School	24.6%	School	28.7%	School	23.1%	School	13.9%
Minimal		Basic		Passing		Proficient		Advanced	

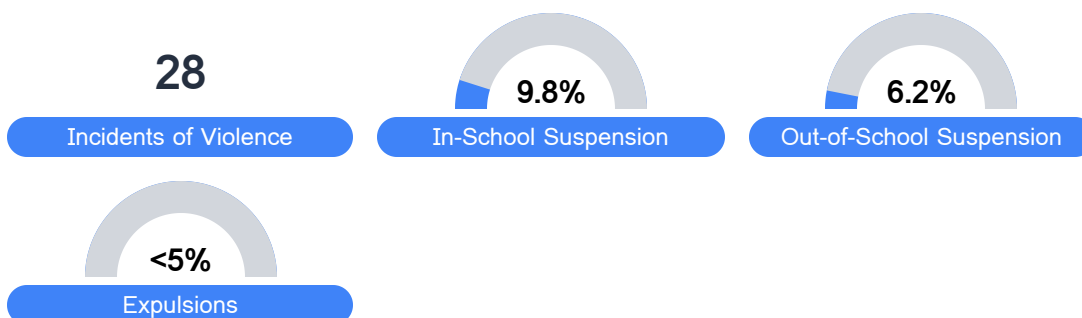
## Science

Level 1		Level 2		Level 3		Level 4		Level 5	
State	11.0%	State	12.4%	State	22.5%	State	34.7%	State	19.4%
District	12.5%	District	15.4%	District	26.2%	District	29.5%	District	16.4%
School	11.8%	School	13.9%	School	21.0%	School	29.7%	School	23.6%
Minimal		Basic		Passing		Proficient		Advanced	

## Student Assessment Participation



## Discipline



## Other Data



28.0%

Chronic Absenteeism



\$10,976.36

Per-Pupil Expenditure



77.2%

Post-Secondary Enrollment



31.2%

Advanced Course Participation