



Alexander Junior High School

Brookhaven School District



713 BEAUREGARD STREET
Brookhaven, MS 39601



Patrick Hardy
patrick.hardy@brookhavenschools.org

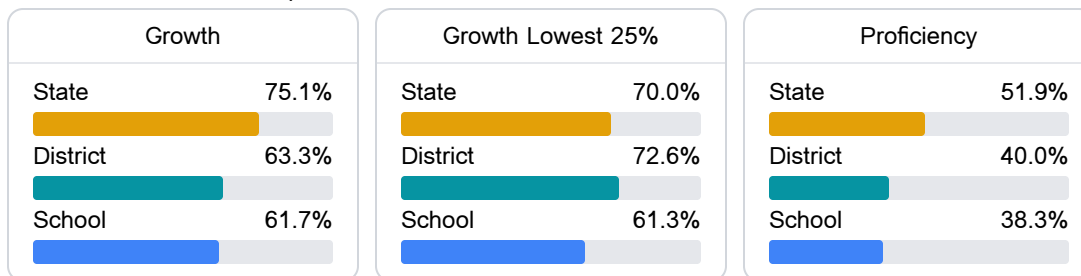
Identified for **Comprehensive Support and Improvement**

School Accountability Grade Components

Mississippi's accountability system assigns "A" through "F" letter grades for schools and districts. Grades are based on student achievement, student growth, student participation in testing, and other academic measures.

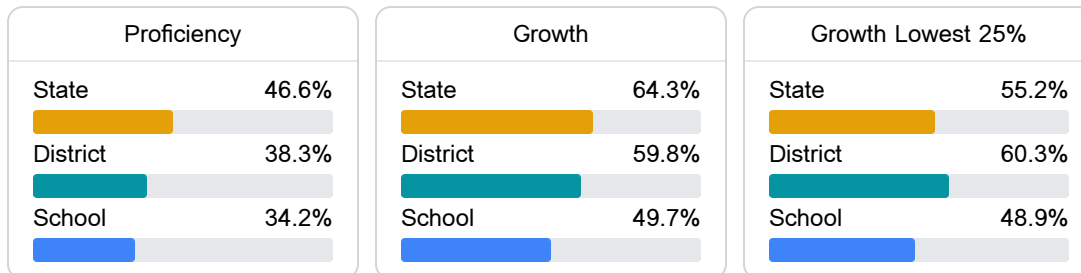
Math

Measurements of student performance on the statewide math assessment.



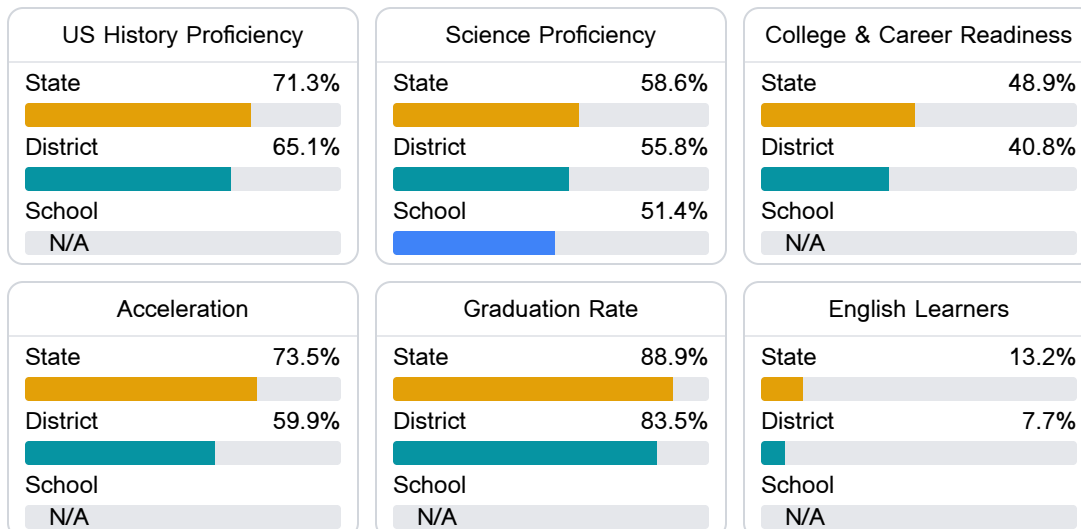
English

Measurements of student performance on the statewide English language arts (ELA) assessment.



Other Measures

Other measurements of student performance that factor into the accountability grade.



Teacher Data

29.3

Teachers



66.1%

Experienced Teachers

3.4%

Provisional Teachers

100.0%

In-Field Teachers

Detailed Assessment and Other Data

Student Performance

The following information shows each level of student performance on statewide assessments.

Math

| Level 1 | | Level 2 | | Level 3 | | Level 4 | | Level 5 | |
|----------|-------|----------|--------|----------|--------|------------|--------|----------|--------|
| State | 0-10% | State | 11-20% | State | 21-30% | State | 31-40% | State | 11-20% |
| District | 0-10% | District | 11-20% | District | 31-40% | District | 21-30% | District | 11-20% |
| School | 5.3% | School | 24.3% | School | 32.5% | School | 25.1% | School | 12.7% |
| Minimal | | Basic | | Passing | | Proficient | | Advanced | |

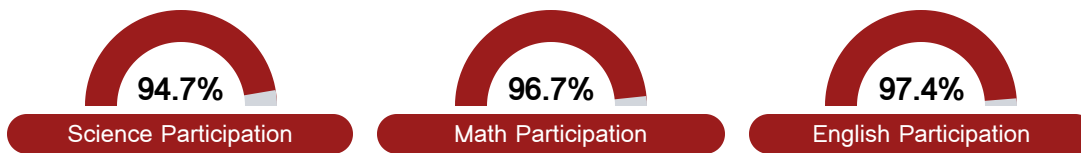
English

| Level 1 | | Level 2 | | Level 3 | | Level 4 | | Level 5 | |
|----------|------|----------|-------|----------|-------|------------|-------|----------|-------|
| State | 8.3% | State | 17.0% | State | 29.7% | State | 29.3% | State | 15.7% |
| District | 9.2% | District | 20.8% | District | 33.2% | District | 25.5% | District | 11.3% |
| School | 9.7% | School | 18.1% | School | 38.9% | School | 22.3% | School | 11.0% |
| Minimal | | Basic | | Passing | | Proficient | | Advanced | |

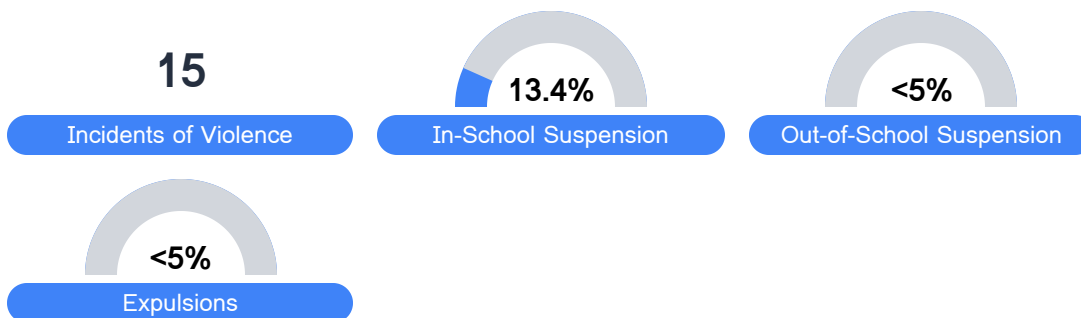
Science

| Level 1 | | Level 2 | | Level 3 | | Level 4 | | Level 5 | |
|----------|-------|----------|-------|----------|-------|------------|-------|----------|-------|
| State | 11.4% | State | 11.9% | State | 20.8% | State | 33.6% | State | 22.3% |
| District | 15.7% | District | 13.6% | District | 23.5% | District | 29.3% | District | 17.9% |
| School | 16.4% | School | 11.3% | School | 21.6% | School | 28.2% | School | 22.5% |
| Minimal | | Basic | | Passing | | Proficient | | Advanced | |

Student Assessment Participation



Discipline



Other Data



22.2 %

Chronic Absenteeism



\$12,013.70

Per-Pupil Expenditure