



## Alexander Junior High School

Brookhaven School District



713 BEAUREGARD STREET  
Brookhaven, MS 39601



LATRONDA GAYTEN  
[latronda.gayten@brookhavenschools.org](mailto:latronda.gayten@brookhavenschools.org)

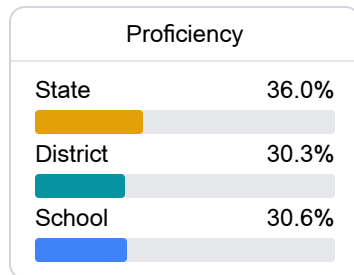
Identified for **Additional Targeted Support and Improvement**

### School Accountability Grade Components

Mississippi's accountability system assigns "A" through "F" letter grades for schools and districts. Grades are based on student achievement, student growth, student participation in testing, and other academic measures. COVID - 19 pandemic disruptions continue to be reflected in 2021 - 2022 accountability data, particularly growth data.

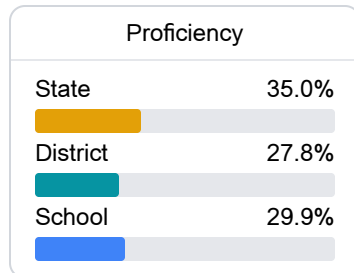
#### Math

Measurements of student performance on the statewide math assessment.



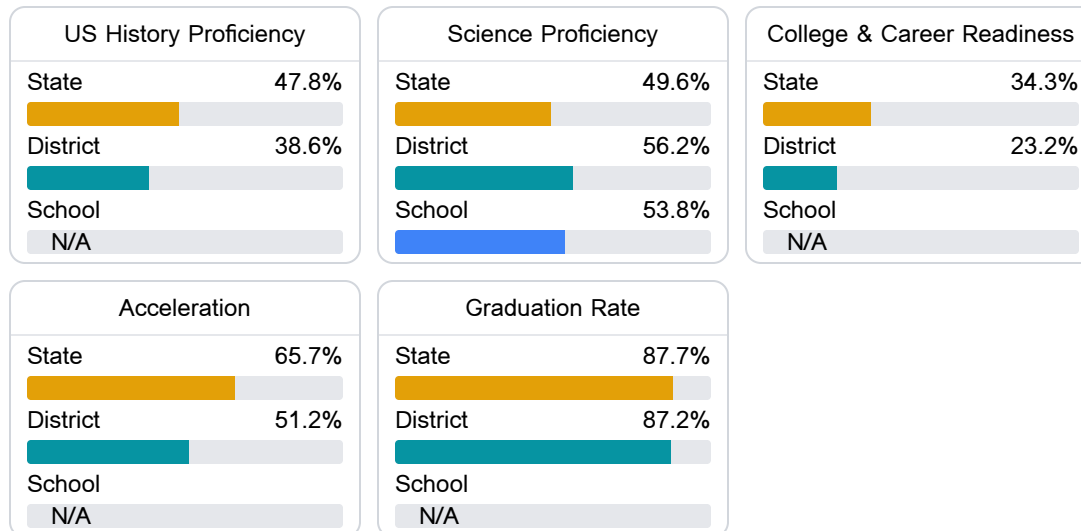
#### English

Measurements of student performance on the statewide English language arts (ELA) assessment.



#### Other Measures

Other measurements of student performance that factor into the accountability grade.



### Teacher Data

27.9

Teachers



82.1%

Experienced Teachers

3.6%

Provisional Teachers

100.0%

In-Field Teachers

## Detailed Assessment and Other Data

## Student Performance

The following information shows each level of student performance on statewide assessments.

## Math

Level 1		Level 2		Level 3		Level 4		Level 5	
State	11.6%	State	24.2%	State	29.5%	State	24.8%	State	9.9%
District	10.2%	District	28.5%	District	32.8%	District	23.1%	District	5.4%
School	9.5%	School	28.7%	School	31.3%	School	23.1%	School	7.4%
Minimal		Basic		Passing		Proficient		Advanced	

## English

Level 1		Level 2		Level 3		Level 4		Level 5	
State	10.8%	State	23.1%	State	31.8%	State	24.6%	State	9.7%
District	12.5%	District	28.3%	District	31.7%	District	19.3%	District	8.2%
School	12.1%	School	21.4%	School	36.9%	School	19.6%	School	10.1%
Minimal		Basic		Passing		Proficient		Advanced	

## Science

Level 1		Level 2		Level 3		Level 4		Level 5	
State	13.8%	State	14.5%	State	23.4%	State	32.7%	State	15.7%
District	10.9%	District	15.0%	District	21.3%	District	36.1%	District	16.8%
School	8.1%	School	13.4%	School	23.8%	School	39.0%	School	15.7%
Minimal		Basic		Passing		Proficient		Advanced	

## Student Assessment Participation



## Discipline



\* Source: 2017-2018 Civil Rights Data Collection

## Other Data



18.5 %

Chronic Absenteeism



\$9,771.63

Per-Pupil Expenditure