



Alexander Junior High School

Brookhaven School District



713 BEAUREGARD STREET
Brookhaven, MS 39601



Patrick Hardy
patrick.hardy@brookhavenschools.org

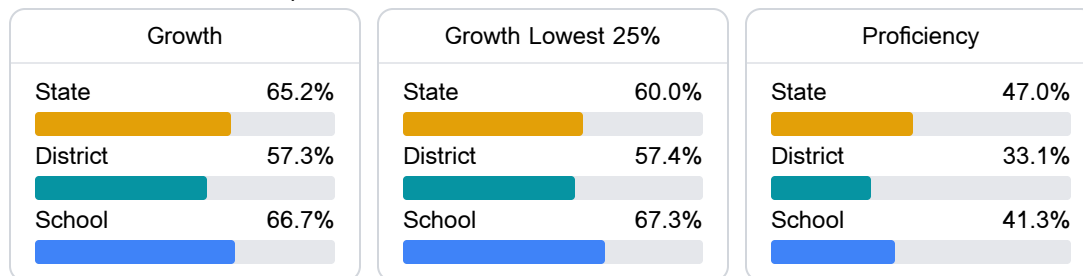
Identified for **Additional Targeted Support and Improvement**

School Accountability Grade Components

Mississippi's accountability system assigns "A" through "F" letter grades for schools and districts. Grades are based on student achievement, student growth, student participation in testing, and other academic measures.

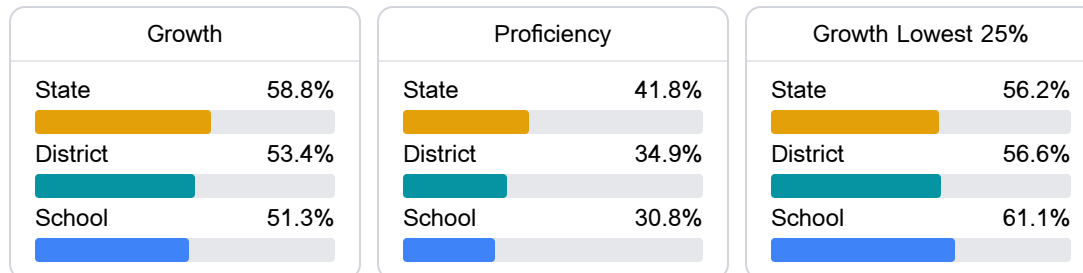
Math

Measurements of student performance on the statewide math assessment.



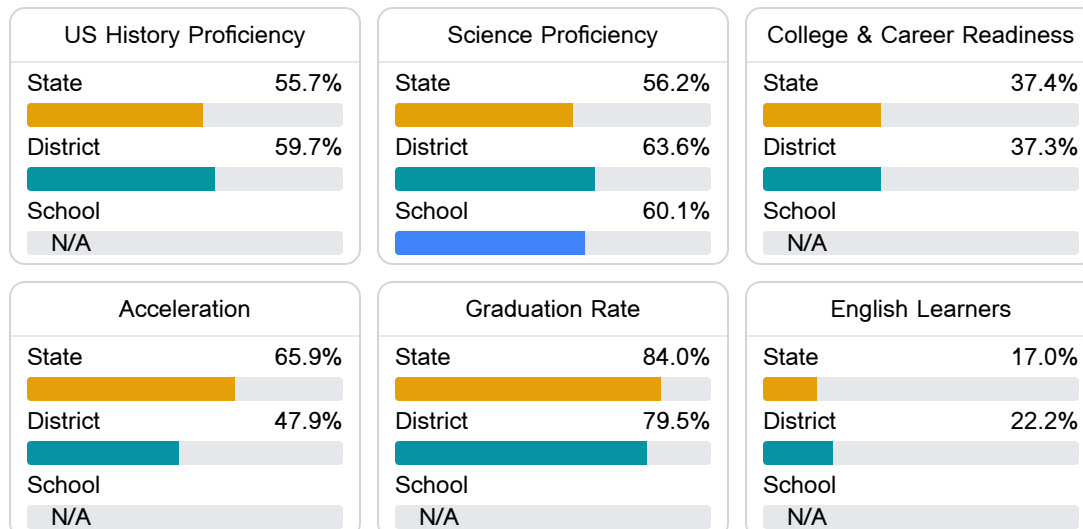
English

Measurements of student performance on the statewide English language arts (ELA) assessment.



Other Measures

Other measurements of student performance that factor into the accountability grade.



Teacher Data

27.5

Teachers



87.3%

Experienced Teachers

1.8%

Provisional Teachers

95.2%

In-Field Teachers

Detailed Assessment and Other Data

Student Performance

The following information shows each level of student performance on statewide assessments.

Math

Level 1		Level 2		Level 3		Level 4		Level 5	
State	5.6%	State	17.7%	State	31.2%	State	31.3%	State	14.1%
District	6.4%	District	27.1%	District	34.2%	District	24.0%	District	8.3%
School	7.3%	School	23.4%	School	28.7%	School	27.0%	School	13.6%
Minimal		Basic		Passing		Proficient		Advanced	

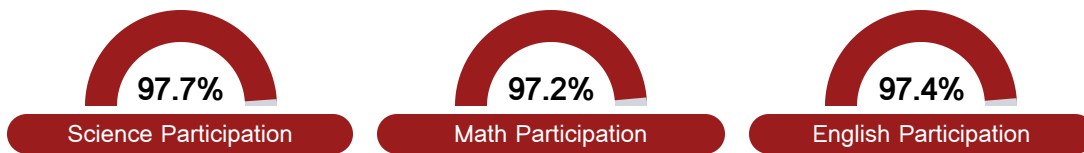
English

Level 1		Level 2		Level 3		Level 4		Level 5	
State	6.8%	State	19.6%	State	33.5%	State	28.9%	State	11.2%
District	6.8%	District	23.9%	District	35.7%	District	24.8%	District	8.9%
School	7.5%	School	19.9%	School	42.2%	School	23.3%	School	7.0%
Minimal		Basic		Passing		Proficient		Advanced	

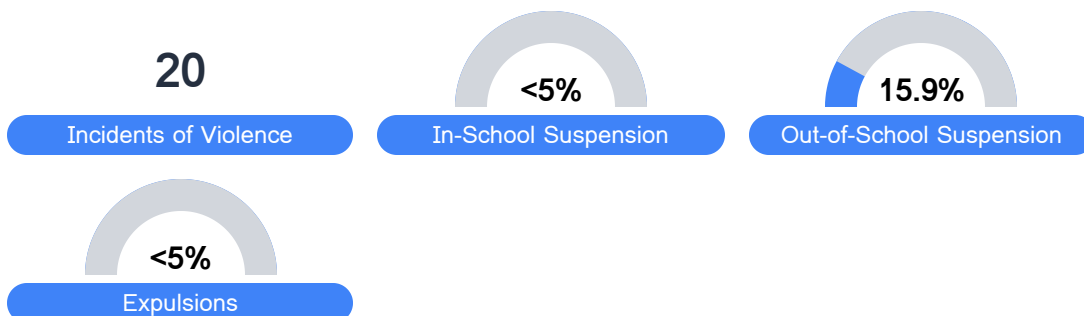
Science

Level 1		Level 2		Level 3		Level 4		Level 5	
State	10.3%	State	13.6%	State	23.4%	State	36.0%	State	16.7%
District	10.3%	District	17.1%	District	24.9%	District	33.1%	District	14.6%
School	12.7%	School	14.1%	School	23.0%	School	38.0%	School	12.2%
Minimal		Basic		Passing		Proficient		Advanced	

Student Assessment Participation



Discipline



* Source: 2017-2018 Civil Rights Data Collection

Other Data



17.4 %

Chronic Absenteeism



\$9,118.41

Per-Pupil Expenditure



<5%

Advanced Course Participation