



West Lincoln School

Lincoln County School District



948 JACKSON LIBERTY DRIVE SW
Brookhaven, MS 39601



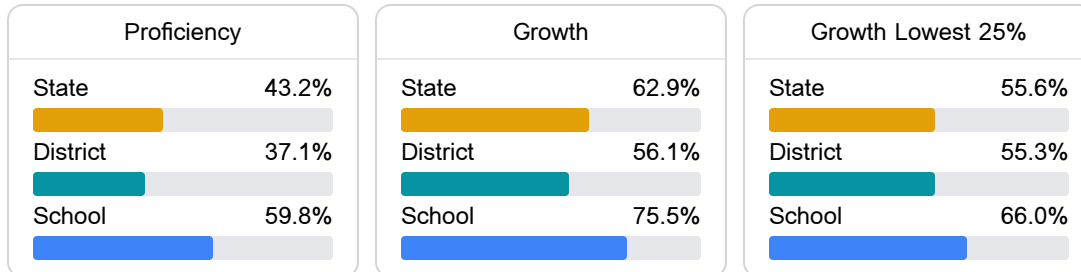
WILLIAM REDD
aredd@lincoln.k12.ms.us

School Accountability Grade Components

Mississippi's accountability system assigns "A" through "F" letter grades for schools and districts. Grades are based on student achievement, student growth, student participation in testing, and other academic measures.

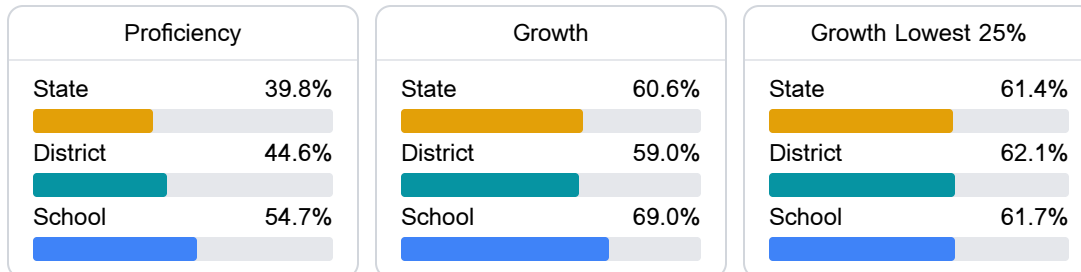
Math

Measurements of student performance on the statewide math assessment.



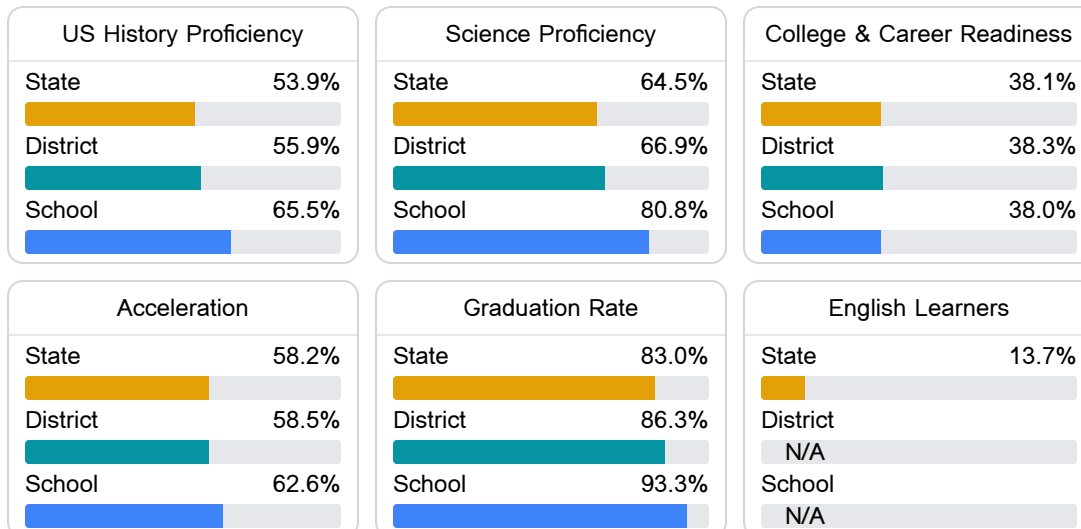
English

Measurements of student performance on the statewide English language arts (ELA) assessment.



Other Measures

Other measurements of student performance that factor into the accountability grade.



Teacher Data

49.9

Teachers



94.2%

Experienced Teachers

7.4%

Provisional Teachers

94.5%

In-Field Teachers

Detailed Assessment and Other Data

Student Performance

The following information shows each level of student performance on statewide assessments.

Math

Level 1		Level 2		Level 3		Level 4		Level 5	
State	6.8%	State	20.9%	State	30.5%	State	29.9%	State	11.9%
District	6.5%	District	21.1%	District	35.5%	District	29.2%	District	7.7%
School	0-10%	School	0-10%	School	21-30%	School	41-50%	School	11-20%
Minimal		Basic		Passing		Proficient		Advanced	

English

Level 1		Level 2		Level 3		Level 4		Level 5	
State	7.4%	State	20.4%	State	33.7%	State	29.0%	State	9.4%
District	5.2%	District	15.0%	District	36.3%	District	34.5%	District	8.9%
School	0-10%	School	11-20%	School	31-40%	School	31-40%	School	11-20%
Minimal		Basic		Passing		Proficient		Advanced	

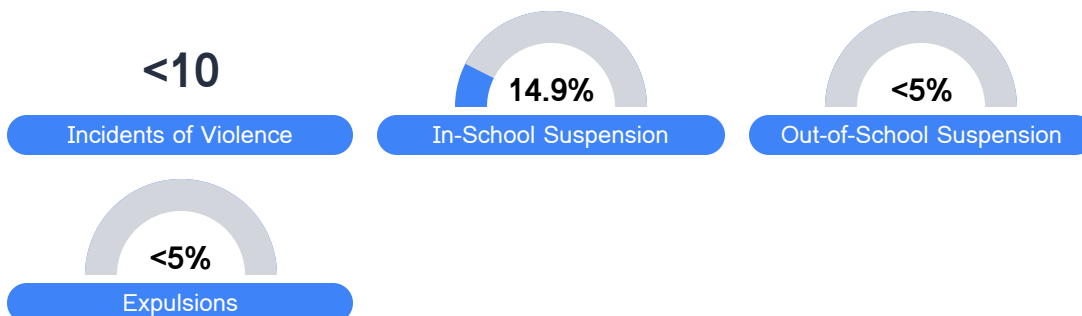
Science

Level 1		Level 2		Level 3		Level 4	
State	13.6%	State	24.0%	State	20.7%	State	20.7%
District	9.3%	District	24.1%	District	19.4%	District	19.4%
School	0-10%	School	11-20%	School	21-30%	School	21-30%
Minimal		Basic		Proficient		Advanced	

Student Assessment Participation



Discipline



Expulsions

* Source: 2017-2018 Civil Rights Data Collection

Other Data



13.2 %

Chronic Absenteeism



\$6,871.69

Per-Pupil Expenditure



57.4 %

Post-Secondary Enrollment



18.0%

Advanced Course Participation