



Lloyd Star School

Lincoln County School District



1880 HWY 550 NW
Brookhaven, MS 39601



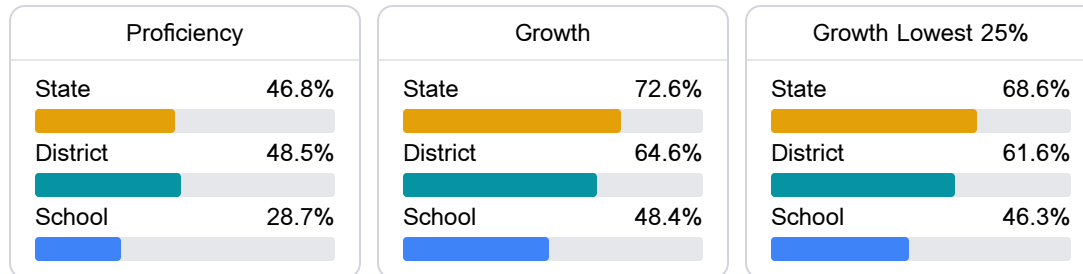
JOSHUA LOFTON
seth.lofton@lincoln.k12.ms.us

School Accountability Grade Components

Mississippi's accountability system assigns "A" through "F" letter grades for schools and districts. Grades are based on student achievement, student growth, student participation in testing, and other academic measures. COVID - 19 pandemic disruptions continue to be reflected in 2021 - 2022 accountability data, particularly growth data.

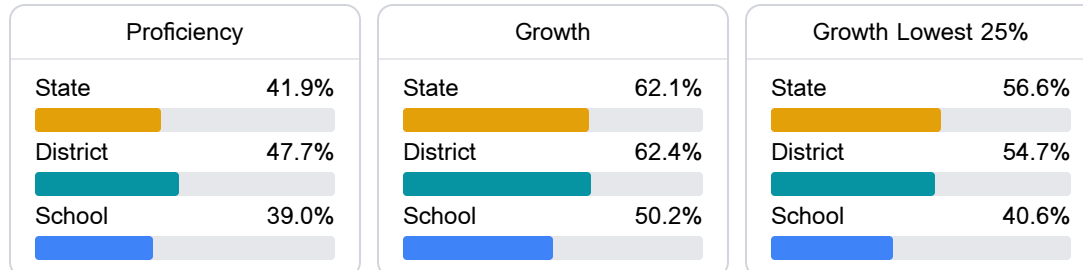
Math

Measurements of student performance on the statewide math assessment.



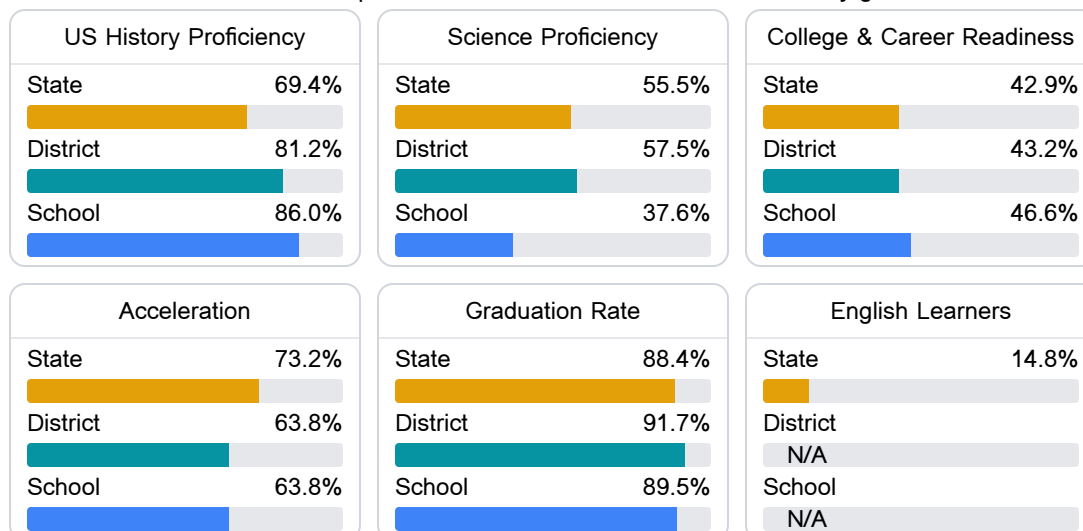
English

Measurements of student performance on the statewide English language arts (ELA) assessment.



Other Measures

Other measurements of student performance that factor into the accountability grade.



Teacher Data

54.4

Teachers



87.6%

Experienced Teachers

6.3%

Provisional Teachers

96.9%

In-Field Teachers

Detailed Assessment and Other Data

Student Performance

The following information shows each level of student performance on statewide assessments.

Math

Level 1		Level 2		Level 3		Level 4		Level 5	
State	7.0%	State	19.3%	State	27.3%	State	31.5%	State	15.0%
District	5.5%	District	17.7%	District	29.0%	District	35.9%	District	11.9%
School	10.8%	School	31.5%	School	30.0%	School	21.9%	School	5.8%
Minimal		Basic		Passing		Proficient		Advanced	

English

Level 1		Level 2		Level 3		Level 4		Level 5	
State	8.6%	State	18.9%	State	31.3%	State	29.1%	State	12.1%
District	5.4%	District	13.8%	District	33.8%	District	34.6%	District	12.5%
School	10.6%	School	16.8%	School	34.7%	School	29.1%	School	8.9%
Minimal		Basic		Passing		Proficient		Advanced	

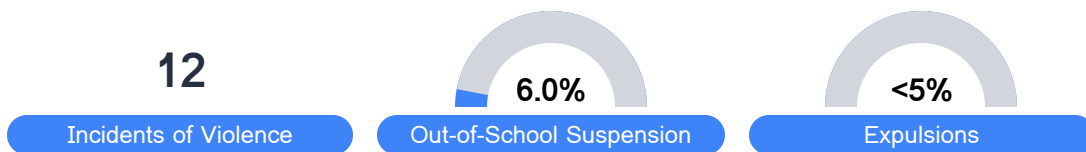
Science

Level 1		Level 2		Level 3		Level 4		Level 5	
State	11.0%	State	12.4%	State	22.5%	State	34.7%	State	19.4%
District	5.7%	District	11.6%	District	26.1%	District	41.2%	District	15.4%
School	12.8%	School	12.8%	School	37.8%	School	31.1%	School	5.5%
Minimal		Basic		Passing		Proficient		Advanced	

Student Assessment Participation



Discipline



Other Data



23.1 %

Chronic Absenteeism



\$8,434.78

Per-Pupil Expenditure



74.1 %

Post-Secondary Enrollment



27.5%

Advanced Course Participation