



## Bogue Chitto School

Lincoln County School District



385 WEST MONTICELLO STREET  
Bogue Chitto, MS 39629



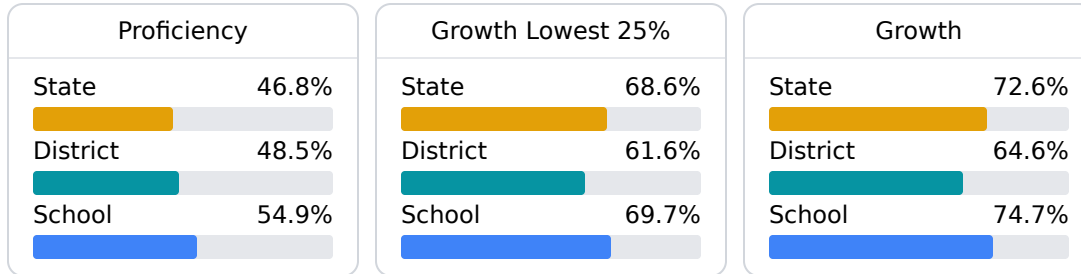
Scott Merrell  
[scott.merrell@lincoln.k12.ms.us](mailto:scott.merrell@lincoln.k12.ms.us)

### School Accountability Grade Components

Mississippi's accountability system assigns "A" through "F" letter grades for schools and districts. Grades are based on student achievement, student growth, student participation in testing, and other academic measures. COVID - 19 pandemic disruptions continue to be reflected in 2021 - 2022 accountability data, particularly growth data.

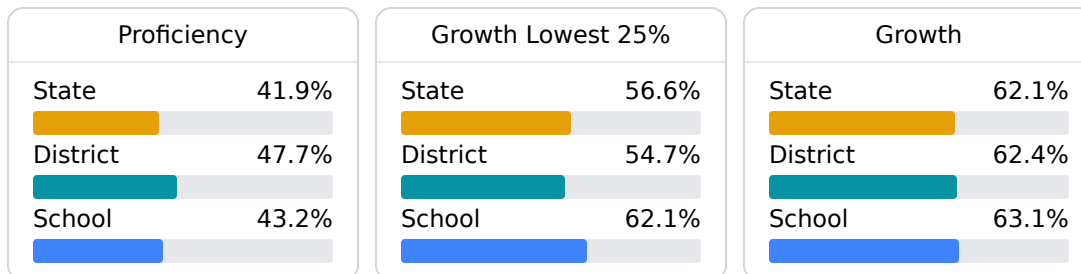
#### Math

Measurements of student performance on the statewide math assessment.



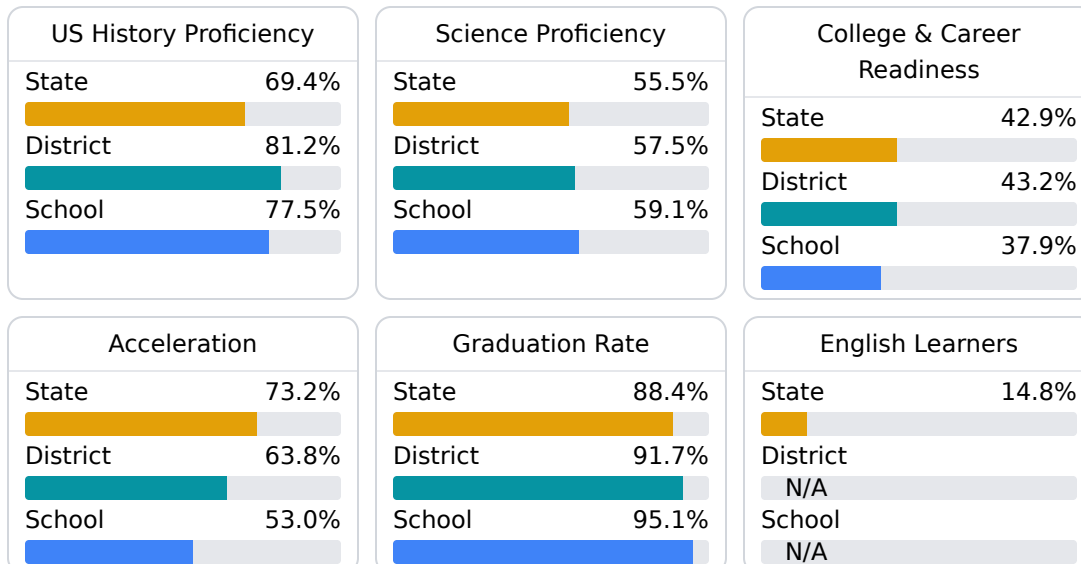
#### English

Measurements of student performance on the statewide English language arts (ELA) assessment.



#### Other Measures

Other measurements of student performance that factor into the accountability grade.



### Teacher Data

49.1

Teachers



90.4%

Experienced Teachers

3.7%

Provisional Teachers

98.4%

In-Field Teachers

## Detailed Assessment and Other Data

### Student Performance

The following information shows each level of student performance on statewide assessments.

#### Math

Level 1	Level 2	Level 3	Level 4	Level 5
State 7.0%	State 19.3%	State 27.3%	State 31.5%	State 15.0%
District 5.5%	District 17.7%	District 29.0%	District 35.9%	District 11.9%
School 0-10%	School 11-20%	School 21-30%	School 41-50%	School 11-20%
Minimal	Basic	Passing	Proficient	Advanced

#### English

Level 1	Level 2	Level 3	Level 4	Level 5
State 8.6%	State 18.9%	State 31.3%	State 29.1%	State 12.1%
District 5.4%	District 13.8%	District 33.8%	District 34.6%	District 12.5%
School 0-10%	School 11-20%	School 31-40%	School 31-40%	School 0-10%
Minimal	Basic	Passing	Proficient	Advanced

#### Science

Level 1	Level 2	Level 3	Level 4	Level 5
State 11.0%	State 12.4%	State 22.5%	State 34.7%	State 19.4%
District 5.7%	District 11.6%	District 26.1%	District 41.2%	District 15.4%
School 5.0%	School 11.1%	School 26.1%	School 43.9%	School 13.9%
Minimal	Basic	Passing	Proficient	Advanced

### Student Assessment Participation



### Discipline



### Other Data



**22.5 %**

Chronic Absenteeism



**\$8,572.26**

Per-Pupil Expenditure



**55.6 %**

Post-Secondary Enrollment



**13.7%**

Advanced Course Participation