



## Greenwood Middle School

Greenwood-Leflore Consolidated School District



1200 Garrard Avenue  
Greenwood, MS 38930



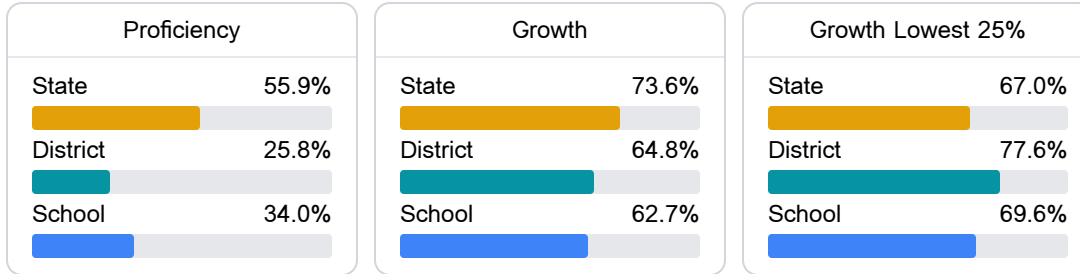
CHANDRA BROWN  
cbrown@glcsd.org

### School Accountability Grade Components

Mississippi's accountability system assigns "A" through "F" letter grades for schools and districts. Grades are based on student achievement, student growth, student participation in testing, and other academic measures.

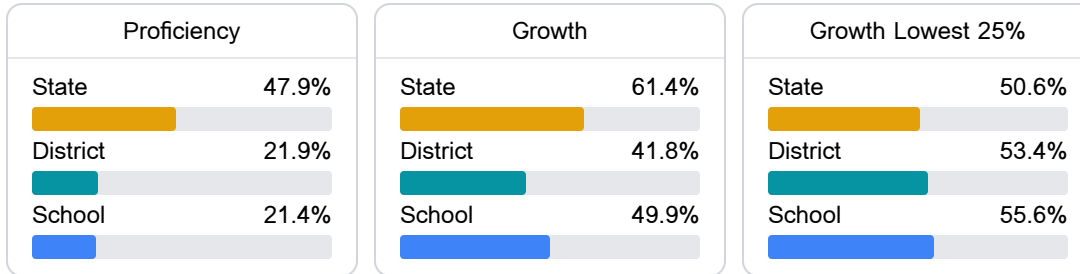
#### Math

Measurements of student performance on the statewide math assessment.



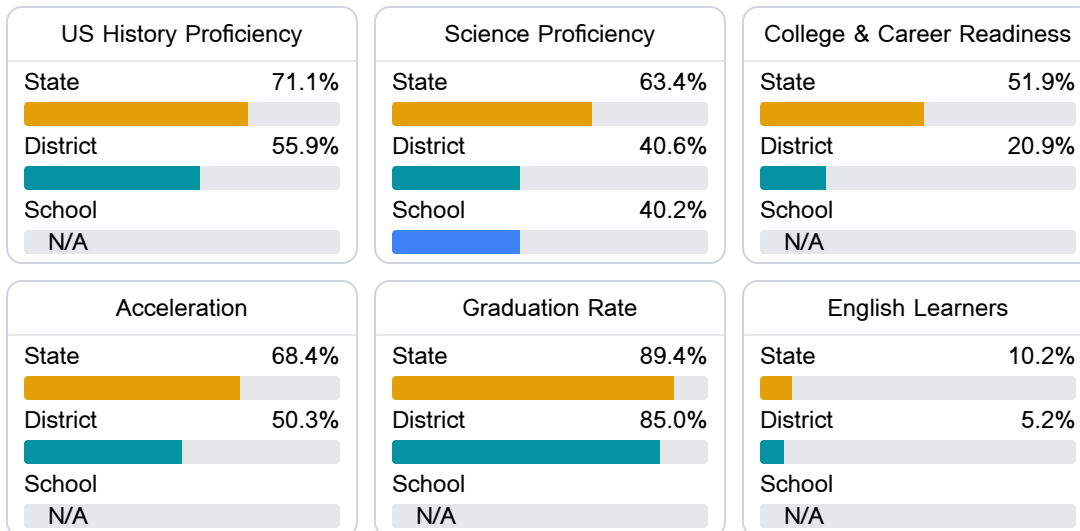
#### English

Measurements of student performance on the statewide English language arts (ELA) assessment.



#### Other Measures

Other measurements of student performance that factor into the accountability grade.



### Teacher Data

22.0

Teachers



82.6%

Experienced Teachers

5.1%

Provisional Teachers

74.8%

In-Field Teachers

Detailed Assessment and Other Data

Student Performance

The following information shows each level of student performance on statewide assessments.

Math

Level 1		Level 2		Level 3		Level 4		Level 5	
State	0-10%	State	11-20%	State	21-30%	State	31-40%	State	11-20%
District	0-10%	District	21-30%	District	31-40%	District	11-20%	District	0-10%
School	0-10%	School	21-30%	School	31-40%	School	21-30%	School	0-10%
Minimal		Basic		Passing		Proficient		Advanced	

English

Level 1		Level 2		Level 3		Level 4		Level 5	
State	9.1%	State	17.9%	State	27.3%	State	28.8%	State	16.9%
District	21-30%	District	31-40%	District	21-30%	District	11-20%	District	0-10%
School	17.5%	School	31.8%	School	30.0%	School	13.9%	School	6.8%
Minimal		Basic		Passing		Proficient		Advanced	

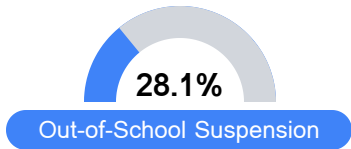
Science

Level 1		Level 2		Level 3		Level 4		Level 5	
State	11.2%	State	11.0%	State	19.5%	State	34.8%	State	23.5%
District	22.3%	District	19.2%	District	23.5%	District	25.6%	District	9.4%
School	19.8%	School	14.4%	School	26.1%	School	30.6%	School	9.0%
Minimal		Basic		Passing		Proficient		Advanced	

Student Assessment Participation



Discipline



Other Data



35.2%

Chronic Absenteeism



\$14,006.94

Per-Pupil Expenditure