



Claudine F Brown Elementary School

Greenwood-Leflore Consolidated School District



3827 County Road 363 P. O. BOX 1497
Greenwood, MS 38930



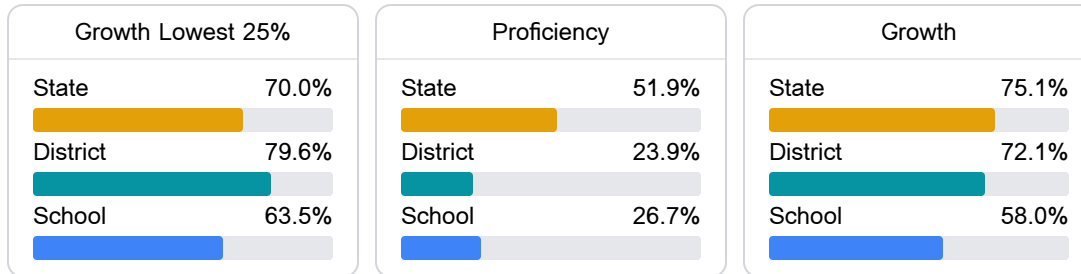
Tara Harris
tharris@glcsd.org

School Accountability Grade Components

Mississippi's accountability system assigns "A" through "F" letter grades for schools and districts. Grades are based on student achievement, student growth, student participation in testing, and other academic measures.

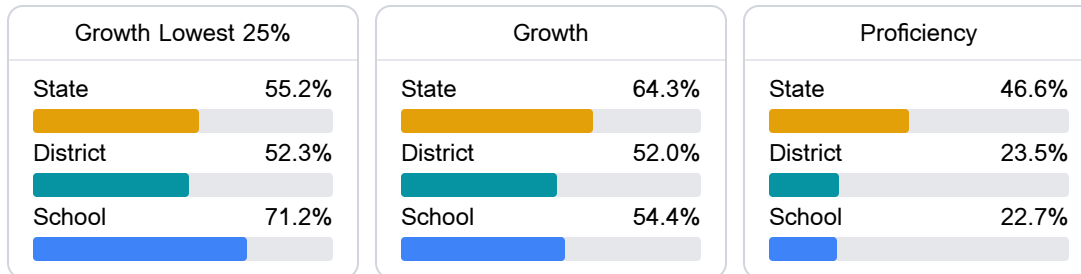
Math

Measurements of student performance on the statewide math assessment.



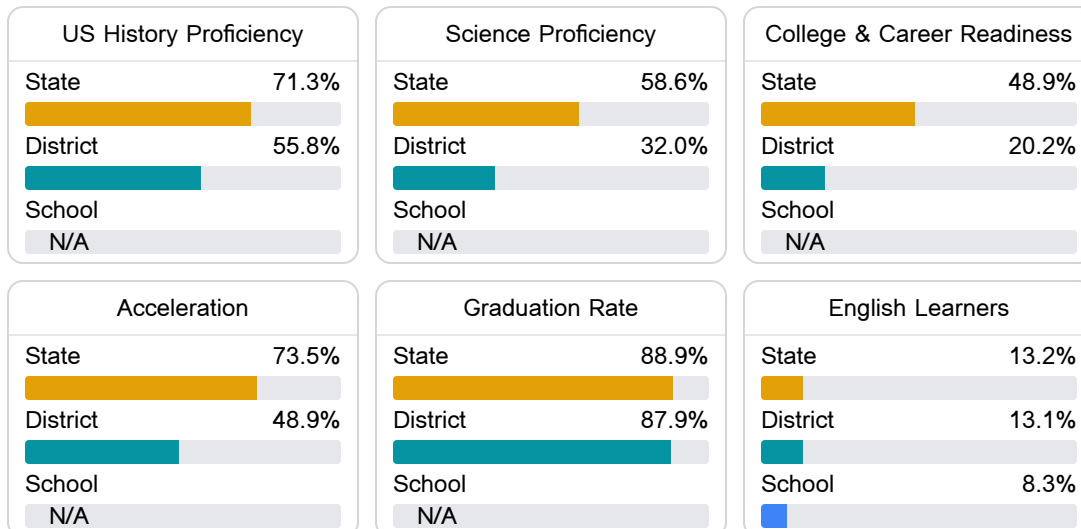
English

Measurements of student performance on the statewide English language arts (ELA) assessment.



Other Measures

Other measurements of student performance that factor into the accountability grade.



Teacher Data

16.0

Teachers



60.2%

Experienced Teachers

39.8%

Provisional Teachers

81.6%











In-Field Teachers

Detailed Assessment and Other Data











Student Performance

The following information shows each level of student performance on statewide assessments.











Math

Level 1		Level 2		Level 3		Level 4		Level 5	
State	0-10%	State	11-20%	State	21-30%	State	31-40%	State	11-20%
									
District	11-20%	District	21-30%	District	31-40%	District	11-20%	District	0-10%
									
School	N/A	School	N/A	School	N/A	School	N/A	School	N/A
Minimal		Basic		Passing		Proficient		Advanced	

English

Level 1		Level 2		Level 3		Level 4		Level 5	
State	8.3%	State	17.0%	State	29.7%	State	29.3%	State	15.7%
									
District	21-30%	District	21-30%	District	21-30%	District	11-20%	District	0-10%
									
School	N/A	School	N/A	School	N/A	School	N/A	School	N/A
Minimal		Basic		Passing		Proficient		Advanced	

Science

Level 1		Level 2		Level 3		Level 4		Level 5	
State	11.4%	State	11.9%	State	20.8%	State	33.6%	State	22.3%
									
District	18.5%	District	18.5%	District	31.6%	District	24.3%	District	7.2%
									
School	N/A	School	N/A	School	N/A	School	N/A	School	N/A
Minimal		Basic		Passing		Proficient		Advanced	

Discipline

<10

Incidents of Violence

<5%

Out-of-School Suspension

Other Data



36.7 %

Chronic Absenteeism



\$10,423.84

Per-Pupil Expenditure