



Greenwood High School

Greenwood-Leflore Consolidated School District



1209 Garrard Avenue P. O. BOX 1497
Greenwood, MS 38930



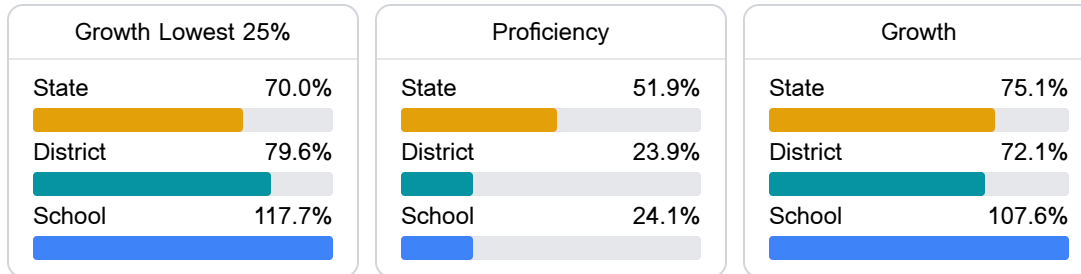
Traci Sanders
tsanders@glcsd.org

School Accountability Grade Components

Mississippi's accountability system assigns "A" through "F" letter grades for schools and districts. Grades are based on student achievement, student growth, student participation in testing, and other academic measures.

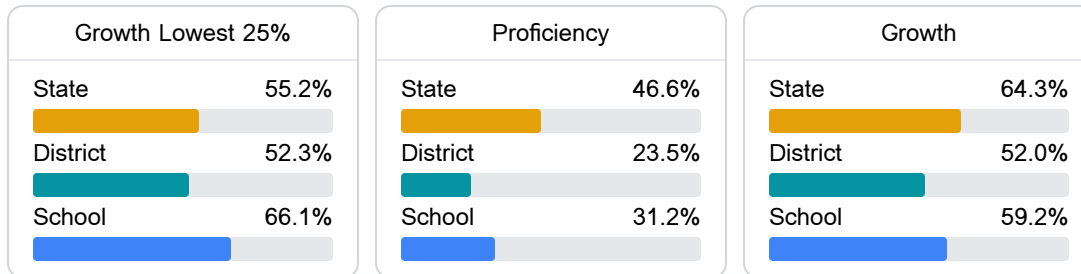
Math

Measurements of student performance on the statewide math assessment.



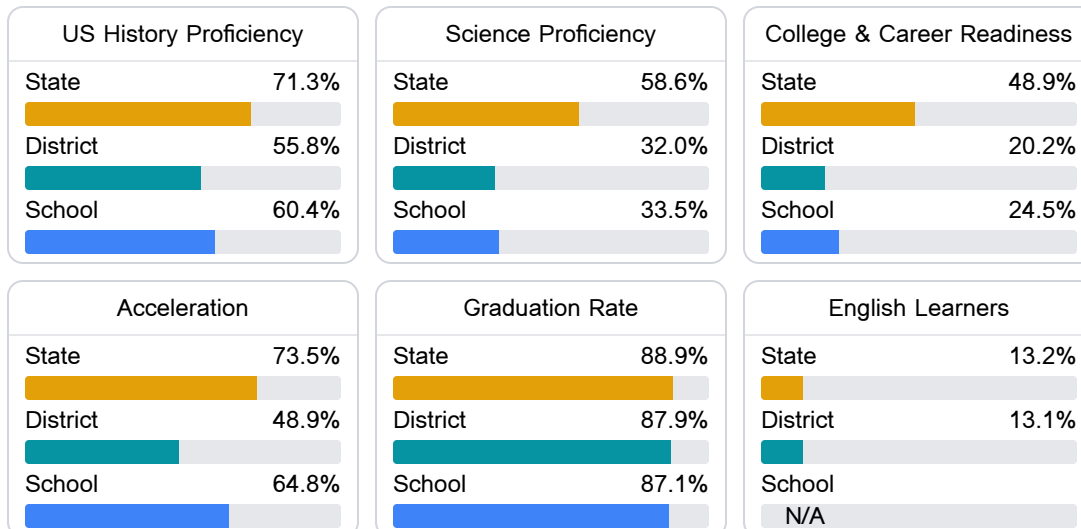
English

Measurements of student performance on the statewide English language arts (ELA) assessment.



Other Measures

Other measurements of student performance that factor into the accountability grade.



Teacher Data

42.4

Teachers



49.8%

Experienced Teachers

21.9%

Provisional Teachers

83.5%

In-Field Teachers

Detailed Assessment and Other Data

Student Performance

The following information shows each level of student performance on statewide assessments.

Math

Level 1	Level 2	Level 3	Level 4	Level 5
State 0-10%	State 11-20%	State 21-30%	State 31-40%	State 11-20%
District 11-20%	District 21-30%	District 31-40%	District 11-20%	District 0-10%
School 0-10%	School 11-20%	School 51-60%	School 21-30%	School 0-10%
Minimal	Basic	Passing	Proficient	Advanced

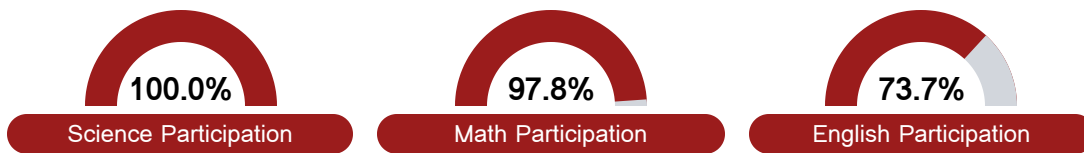
English

Level 1	Level 2	Level 3	Level 4	Level 5
State 8.3%	State 17.0%	State 29.7%	State 29.3%	State 15.7%
District 21-30%	District 21-30%	District 21-30%	District 11-20%	District 0-10%
School 19.2%	School 29.9%	School 27.2%	School 17.9%	School 5.8%
Minimal	Basic	Passing	Proficient	Advanced

Science

Level 1	Level 2	Level 3	Level 4	Level 5
State 11.4%	State 11.9%	State 20.8%	State 33.6%	State 22.3%
District 18.5%	District 18.5%	District 31.6%	District 24.3%	District 7.2%
School 11-20%	School 11-20%	School 31-40%	School 21-30%	School 0-10%
Minimal	Basic	Passing	Proficient	Advanced

Student Assessment Participation



Discipline



Other Data



44.9%

Chronic Absenteeism



\$13,062.43

Per-Pupil Expenditure



36.6%

Post-Secondary Enrollment



>95%

Advanced Course Participation