



Amanda Elzy Junior High School

Greenwood-Leflore Consolidated School District



604 Elzy Avenue P. O. BOX 1497
Greenwood, MS 38930

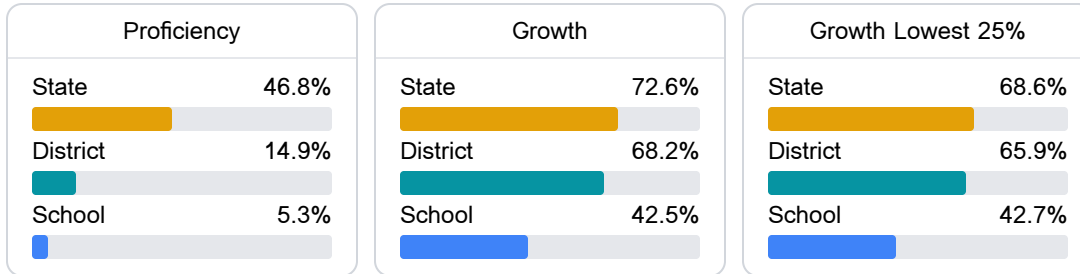


School Accountability Grade Components

Mississippi's accountability system assigns "A" through "F" letter grades for schools and districts. Grades are based on student achievement, student growth, student participation in testing, and other academic measures. COVID - 19 pandemic disruptions continue to be reflected in 2021 - 2022 accountability data, particularly growth data.

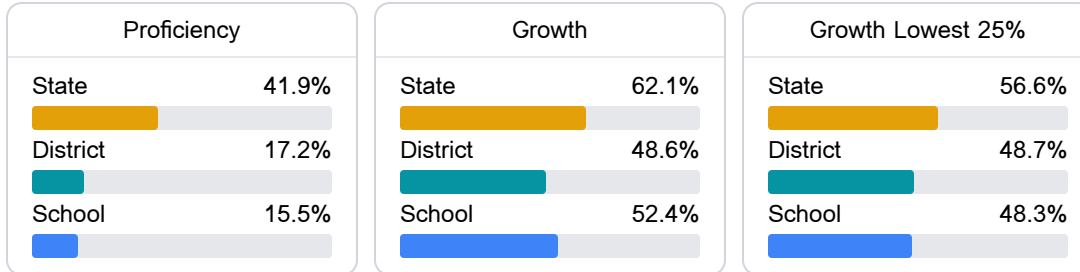
Math

Measurements of student performance on the statewide math assessment.



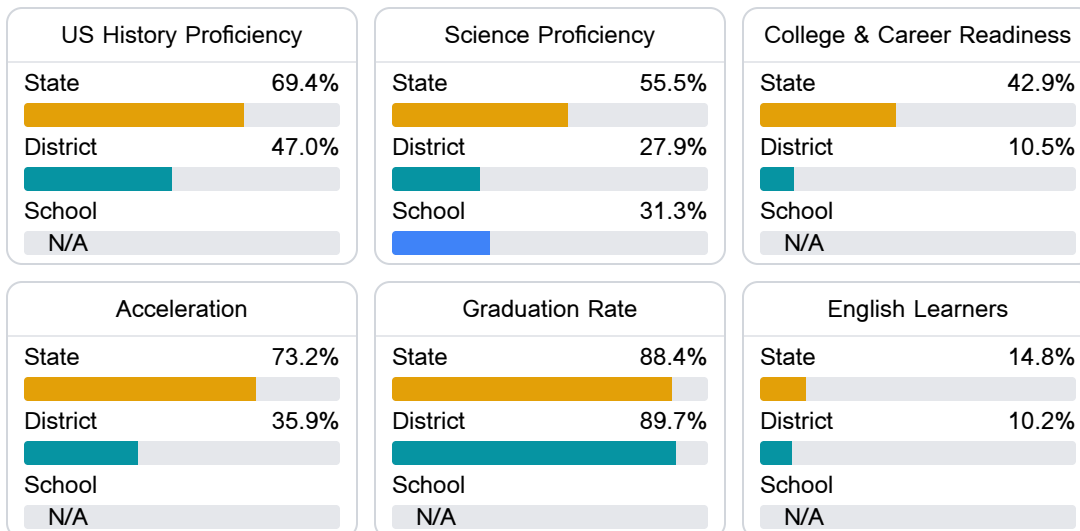
English

Measurements of student performance on the statewide English language arts (ELA) assessment.



Other Measures

Other measurements of student performance that factor into the accountability grade.



Teacher Data

19.6

Teachers



50.3%

Experienced Teachers

29.4%

Provisional Teachers

75.5%

In-Field Teachers

Detailed Assessment and Other Data

Student Performance

The following information shows each level of student performance on statewide assessments.

Math

Level 1		Level 2		Level 3		Level 4		Level 5	
State	7.0%	State	19.3%	State	27.3%	State	31.5%	State	15.0%
District	21-30%	District	31-40%	District	21-30%	District	11-20%	District	0-10%
School	27.7%	School	43.0%	School	23.6%	School	5.8%	School	N/A
Minimal		Basic		Passing		Proficient		Advanced	

English

Level 1		Level 2		Level 3		Level 4		Level 5	
State	8.6%	State	18.9%	State	31.3%	State	29.1%	State	12.1%
District	21-30%	District	31-40%	District	21-30%	District	11-20%	District	0-10%
School	21-30%	School	21-30%	School	31-40%	School	11-20%	School	0-10%
Minimal		Basic		Passing		Proficient		Advanced	

Science

Level 1		Level 2		Level 3		Level 4		Level 5	
State	11.0%	State	12.4%	State	22.5%	State	34.7%	State	19.4%
District	21-30%	District	21-30%	District	21-30%	District	21-30%	District	0-10%
School	18.1%	School	22.4%	School	28.5%	School	25.9%	School	5.2%
Minimal		Basic		Passing		Proficient		Advanced	

Student Assessment Participation



Discipline



Other Data



24.9%

Chronic Absenteeism



\$13,596.74

Per-Pupil Expenditure