



## Amanda Elzy High School

Greenwood-Leflore Consolidated School District



604 Elzy Avenue P. O. BOX 1497  
Greenwood, MS 38930



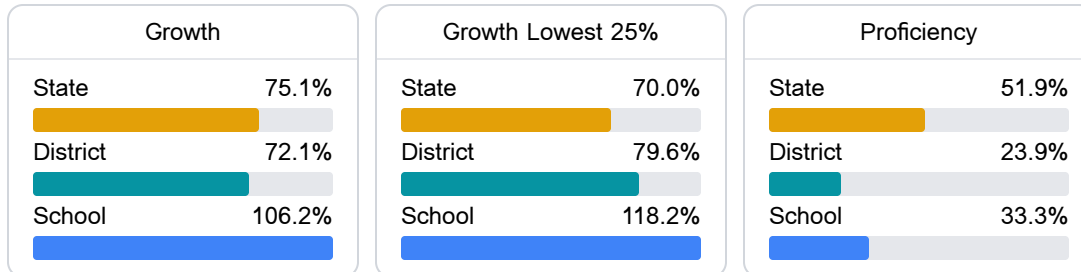
AIYETORO ROY  
aroy@glcsd.org

### School Accountability Grade Components

Mississippi's accountability system assigns "A" through "F" letter grades for schools and districts. Grades are based on student achievement, student growth, student participation in testing, and other academic measures.

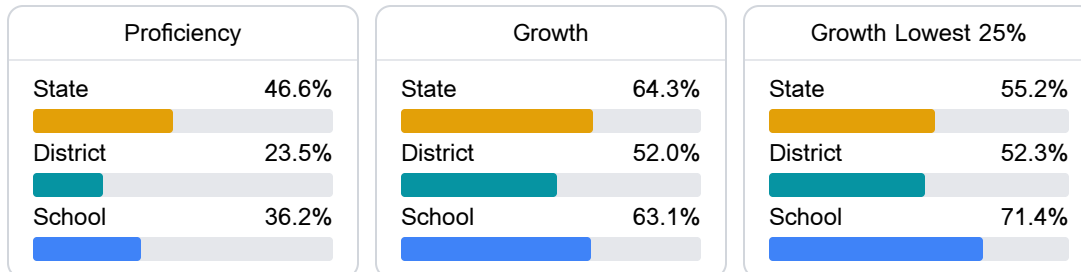
#### Math

Measurements of student performance on the statewide math assessment.



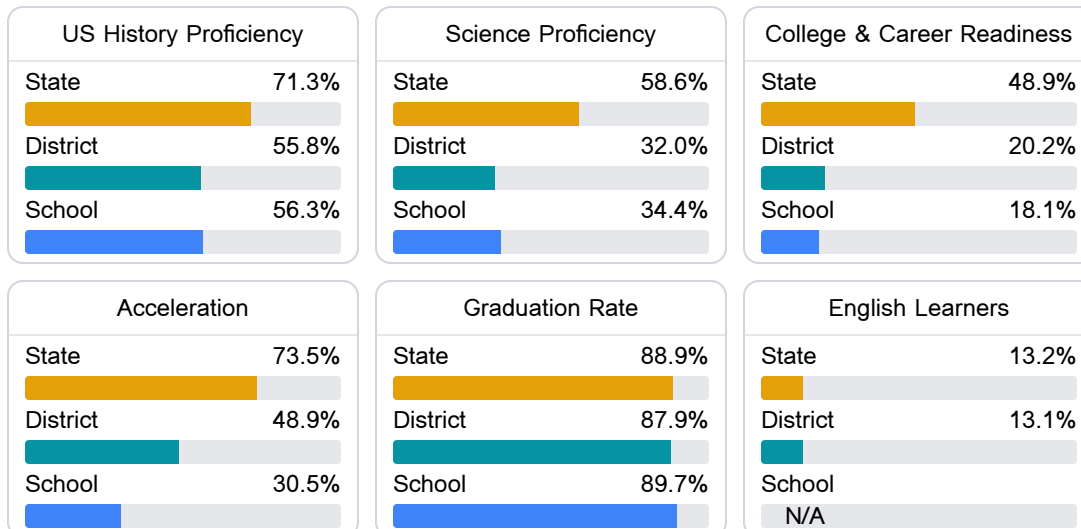
#### English

Measurements of student performance on the statewide English language arts (ELA) assessment.



#### Other Measures

Other measurements of student performance that factor into the accountability grade.



### Teacher Data

29.0

Teachers



68.1%

Experienced Teachers

8.5%

Provisional Teachers

90.0%

In-Field Teachers

## Detailed Assessment and Other Data

### Student Performance

The following information shows each level of student performance on statewide assessments.

#### Math

Level 1		Level 2		Level 3		Level 4		Level 5	
State	0-10%	State	11-20%	State	21-30%	State	31-40%	State	11-20%
District	11-20%	District	21-30%	District	31-40%	District	11-20%	District	0-10%
School	0-10%	School	0-10%	School	51-60%	School	21-30%	School	N/A
Minimal		Basic		Passing		Proficient		Advanced	

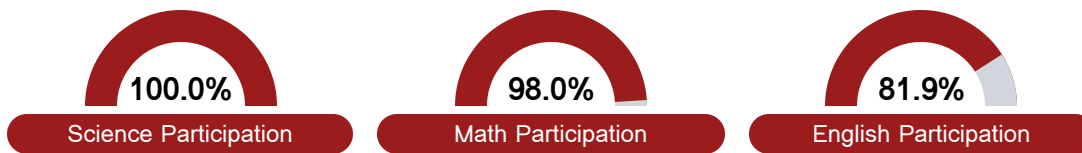
#### English

Level 1		Level 2		Level 3		Level 4		Level 5	
State	8.3%	State	17.0%	State	29.7%	State	29.3%	State	15.7%
District	21-30%	District	21-30%	District	21-30%	District	11-20%	District	0-10%
School	12.7%	School	30.5%	School	29.7%	School	22.0%	School	5.1%
Minimal		Basic		Passing		Proficient		Advanced	

#### Science

Level 1		Level 2		Level 3		Level 4		Level 5	
State	11.4%	State	11.9%	State	20.8%	State	33.6%	State	22.3%
District	18.5%	District	18.5%	District	31.6%	District	24.3%	District	7.2%
School	19.7%	School	18.9%	School	29.5%	School	26.2%	School	5.7%
Minimal		Basic		Passing		Proficient		Advanced	

### Student Assessment Participation



### Discipline



### Other Data



26.4 %

Chronic Absenteeism



\$13,382.68

Per-Pupil Expenditure



50.7 %

Post-Secondary Enrollment



34.5%

Advanced Course Participation