



## Amanda Elzy High School

Greenwood-Leflore Consolidated School District



604 Elzy Avenue P. O. BOX 1497  
Greenwood, MS 38930



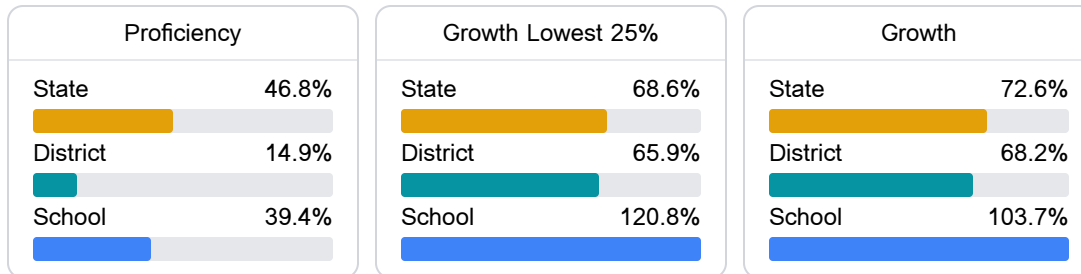
AIYETORO ROY  
aroy@glcsd.org

### School Accountability Grade Components

Mississippi's accountability system assigns "A" through "F" letter grades for schools and districts. Grades are based on student achievement, student growth, student participation in testing, and other academic measures. COVID - 19 pandemic disruptions continue to be reflected in 2021 - 2022 accountability data, particularly growth data.

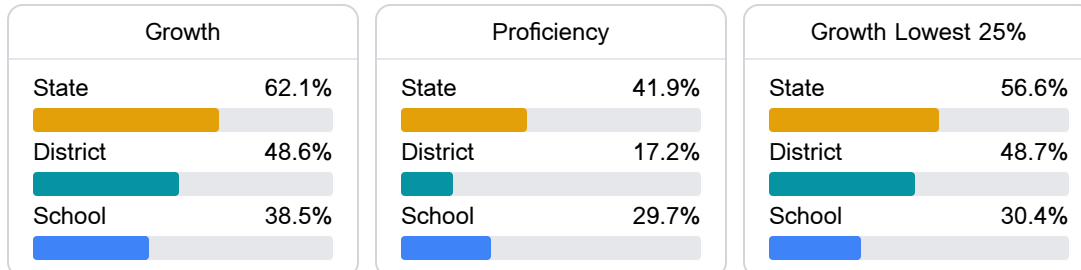
#### Math

Measurements of student performance on the statewide math assessment.



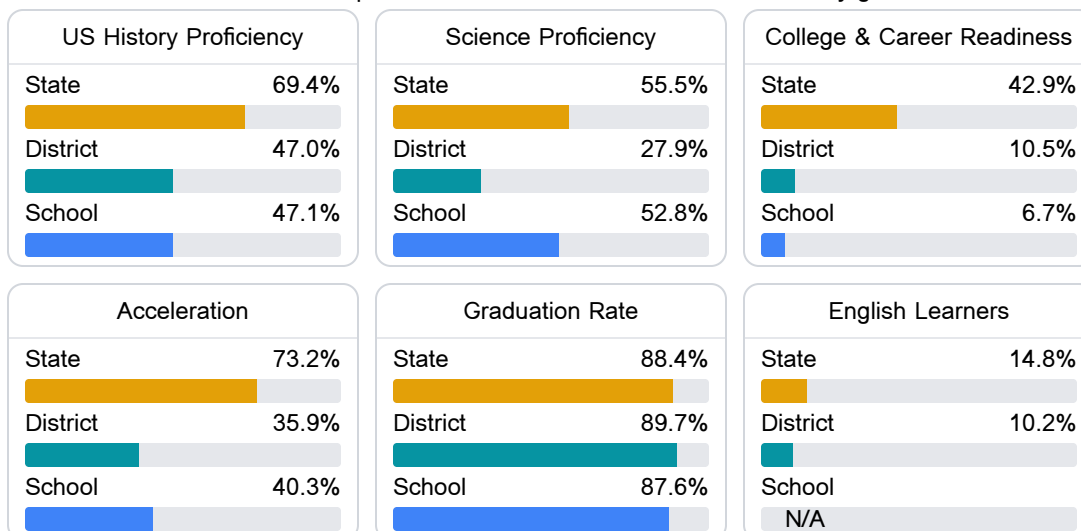
#### English

Measurements of student performance on the statewide English language arts (ELA) assessment.



#### Other Measures

Other measurements of student performance that factor into the accountability grade.



### Teacher Data

29.7

Teachers



62.5%

Experienced Teachers

20.6%

Provisional Teachers

86.0%

In-Field Teachers

## Detailed Assessment and Other Data

### Student Performance

The following information shows each level of student performance on statewide assessments.

#### Math

Level 1		Level 2		Level 3		Level 4		Level 5	
State	7.0%	State	19.3%	State	27.3%	State	31.5%	State	15.0%
District	21-30%	District	31-40%	District	21-30%	District	11-20%	District	0-10%
School	0-10%	School	0-10%	School	51-60%	School	31-40%	School	N/A
Minimal		Basic		Passing		Proficient		Advanced	

#### English

Level 1		Level 2		Level 3		Level 4		Level 5	
State	8.6%	State	18.9%	State	31.3%	State	29.1%	State	12.1%
District	21-30%	District	31-40%	District	21-30%	District	11-20%	District	0-10%
School	11.0%	School	28.6%	School	30.8%	School	22.0%	School	7.7%
Minimal		Basic		Passing		Proficient		Advanced	

#### Science

Level 1		Level 2		Level 3		Level 4		Level 5	
State	11.0%	State	12.4%	State	22.5%	State	34.7%	State	19.4%
District	21-30%	District	21-30%	District	21-30%	District	21-30%	District	0-10%
School	0-10%	School	11-20%	School	21-30%	School	41-50%	School	0-10%
Minimal		Basic		Passing		Proficient		Advanced	

### Student Assessment Participation



### Discipline



### Other Data



17.2 %

Chronic Absenteeism



\$12,758.18

Per-Pupil Expenditure



62.2 %

Post-Secondary Enrollment



37.4%

Advanced Course Participation