


## **B** Tupelo High School Tupelo Public School District

 4125 Golden Wave Drive  
Tupelo, MS 38801

 MARK ENIS  
[mtenis@tupeloschools.com](mailto:mtenis@tupeloschools.com)

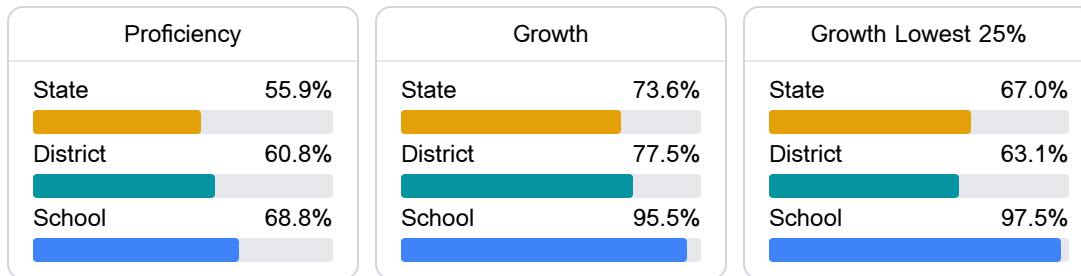
Identified for **Targeted Support and Improvement**

### School Accountability Grade Components

Mississippi's accountability system assigns "A" through "F" letter grades for schools and districts. Grades are based on student achievement, student growth, student participation in testing, and other academic measures.

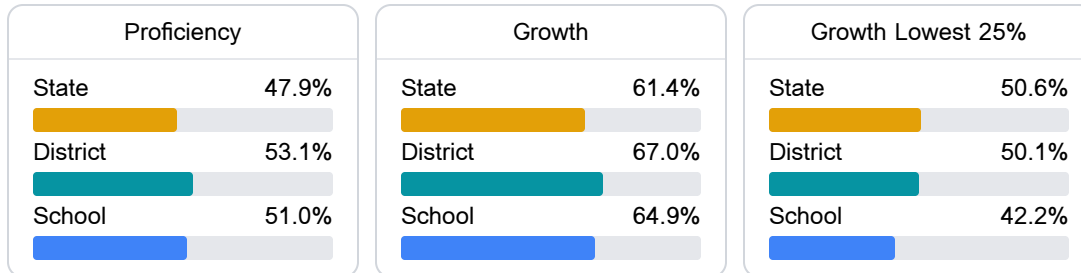
#### Math

Measurements of student performance on the statewide math assessment.



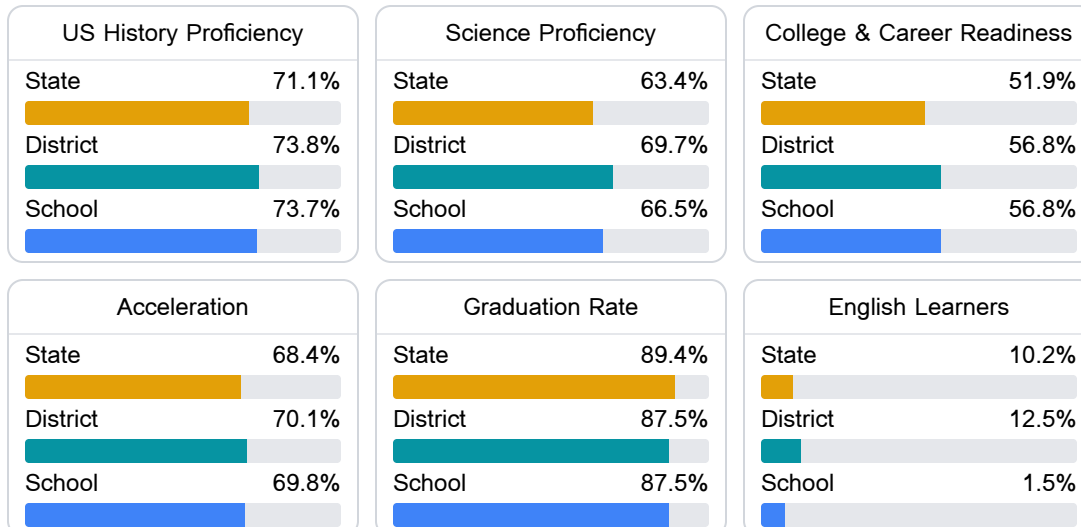
#### English

Measurements of student performance on the statewide English language arts (ELA) assessment.



#### Other Measures

Other measurements of student performance that factor into the accountability grade.



### Teacher Data

**134.9**

Teachers



**82.0%**

Experienced Teachers

**0.7%**

Provisional Teachers

**99.3%**

In-Field Teachers

Detailed Assessment and Other Data

Student Performance

The following information shows each level of student performance on statewide assessments.

Math

Level 1		Level 2		Level 3		Level 4		Level 5	
State	0-10%	State	11-20%	State	21-30%	State	31-40%	State	11-20%
District	0-10%	District	11-20%	District	21-30%	District	31-40%	District	21-30%
School	0-10%	School	0-10%	School	31-40%	School	41-50%	School	0-10%
Minimal		Basic		Passing		Proficient		Advanced	

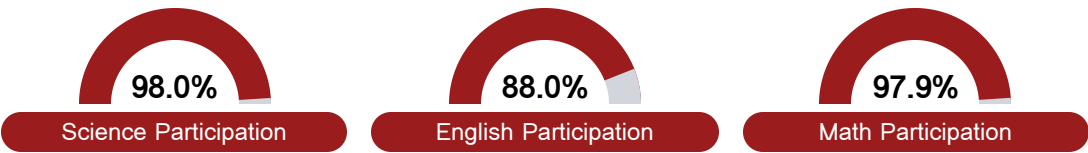
English

Level 1		Level 2		Level 3		Level 4		Level 5	
State	9.1%	State	17.9%	State	27.3%	State	28.8%	State	16.9%
District	8.1%	District	16.7%	District	25.0%	District	29.8%	District	20.4%
School	13.2%	School	20.0%	School	24.6%	School	24.3%	School	18.0%
Minimal		Basic		Passing		Proficient		Advanced	

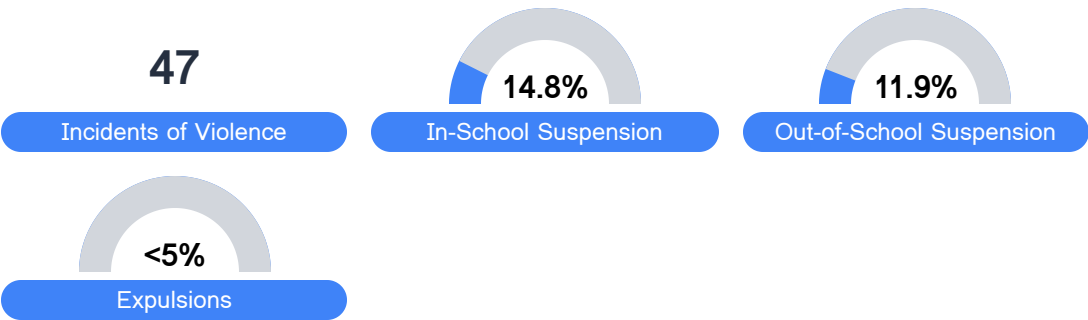
Science

Level 1		Level 2		Level 3		Level 4		Level 5	
State	11.2%	State	11.0%	State	19.5%	State	34.8%	State	23.5%
District	10.8%	District	9.7%	District	18.1%	District	33.3%	District	28.1%
School	18.6%	School	14.3%	School	15.3%	School	28.0%	School	23.8%
Minimal		Basic		Passing		Proficient		Advanced	

Student Assessment Participation



Discipline



Other Data

