



Thomas Street Elementary School

Tupelo Public School District



520 S Thomas Street
Tupelo, MS 38801



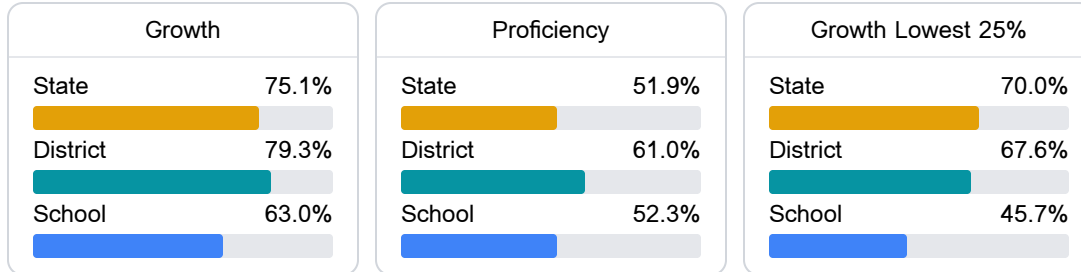
Christy H Carroll
chcarroll@tupeloschools.com

School Accountability Grade Components

Mississippi's accountability system assigns "A" through "F" letter grades for schools and districts. Grades are based on student achievement, student growth, student participation in testing, and other academic measures.

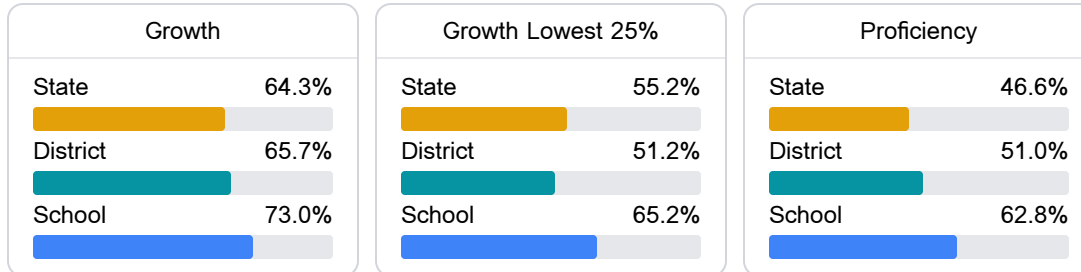
Math

Measurements of student performance on the statewide math assessment.



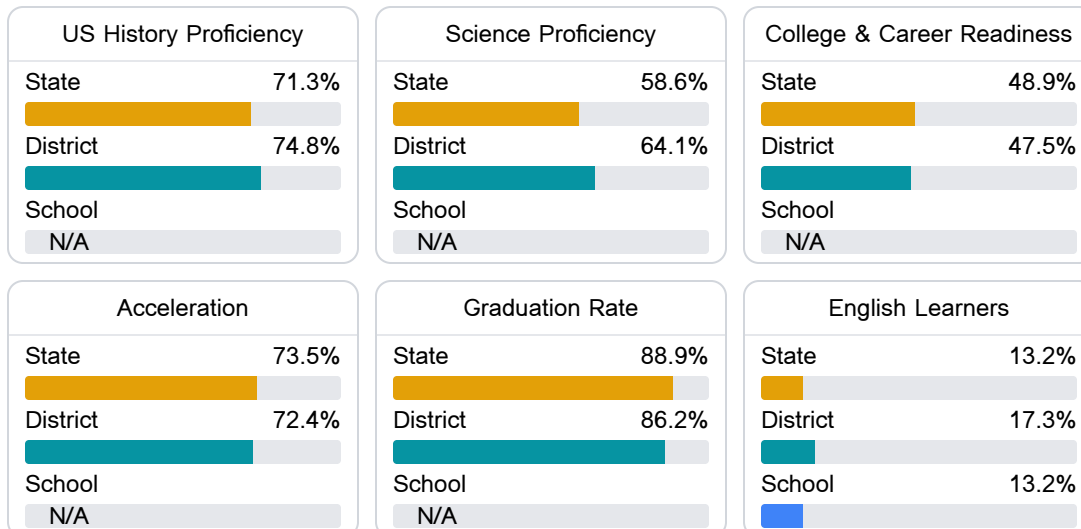
English

Measurements of student performance on the statewide English language arts (ELA) assessment.



Other Measures

Other measurements of student performance that factor into the accountability grade.



Teacher Data

33.7

Teachers



73.3%

Experienced Teachers

0.0%

Provisional Teachers

100.0%











In-Field Teachers

Detailed Assessment and Other Data











Student Performance

The following information shows each level of student performance on statewide assessments.











Math

Level 1		Level 2		Level 3		Level 4		Level 5	
State	0-10%	State	11-20%	State	21-30%	State	31-40%	State	11-20%
									
District	0-10%	District	11-20%	District	21-30%	District	31-40%	District	21-30%
									
School	N/A	School	N/A	School	N/A	School	N/A	School	N/A
	Minimal		Basic		Passing		Proficient		Advanced

English

Level 1		Level 2		Level 3		Level 4		Level 5	
State	8.3%	State	17.0%	State	29.7%	State	29.3%	State	15.7%
									
District	7.4%	District	16.5%	District	27.4%	District	29.7%	District	19.1%
									
School	N/A	School	N/A	School	N/A	School	N/A	School	N/A
	Minimal		Basic		Passing		Proficient		Advanced

Science

Level 1		Level 2		Level 3		Level 4		Level 5	
State	11.4%	State	11.9%	State	20.8%	State	33.6%	State	22.3%
									
District	8.6%	District	11.0%	District	17.8%	District	31.8%	District	30.9%
									
School	N/A	School	N/A	School	N/A	School	N/A	School	N/A
	Minimal		Basic		Passing		Proficient		Advanced

Discipline



Other Data



22.8 %

Chronic Absenteeism



\$12,078.45

Per-Pupil Expenditure