



## Thomas Street Elementary School

Tupelo Public School District



520 S Thomas Street  
Tupelo, MS 38801



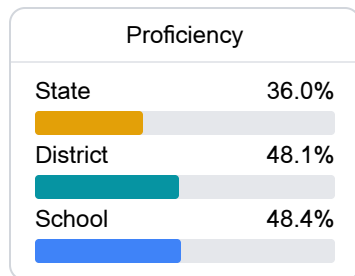
Christy H Carroll  
chcarroll@tupeloschools.com

### School Accountability Grade Components

Mississippi's accountability system assigns "A" through "F" letter grades for schools and districts. Grades are based on student achievement, student growth, student participation in testing, and other academic measures. COVID - 19 pandemic disruptions continue to be reflected in 2021 - 2022 accountability data, particularly growth data.

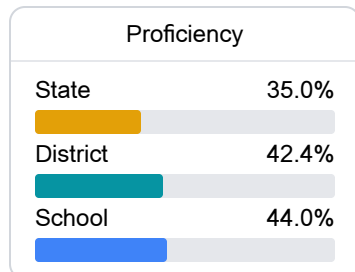
#### Math

Measurements of student performance on the statewide math assessment.



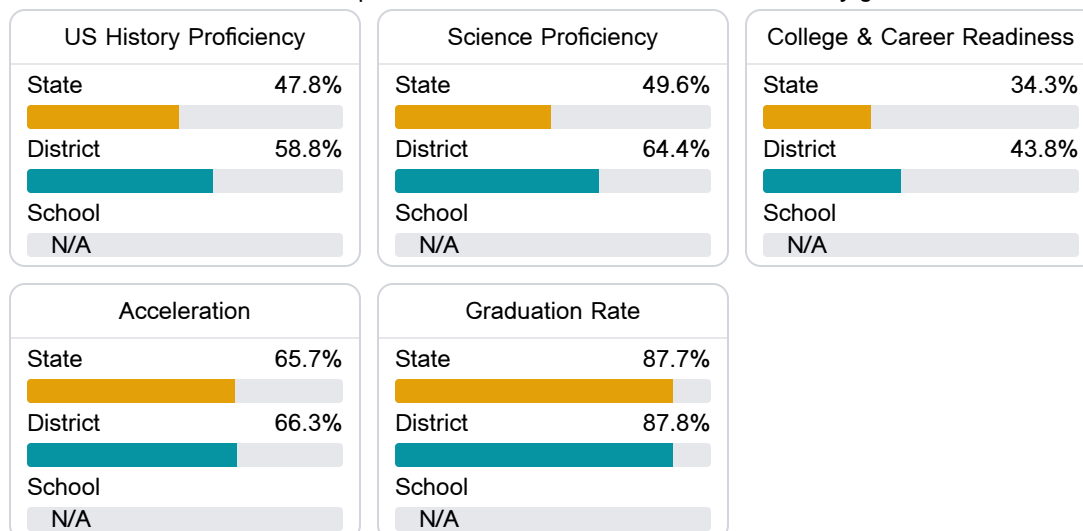
#### English

Measurements of student performance on the statewide English language arts (ELA) assessment.



#### Other Measures

Other measurements of student performance that factor into the accountability grade.



### Teacher Data

30.7

Teachers



90.2%

Experienced Teachers

3.3%

Provisional Teachers

100.0%

In-Field Teachers

## Detailed Assessment and Other Data

## Student Performance

The following information shows each level of student performance on statewide assessments.

## Math

Level 1		Level 2		Level 3		Level 4		Level 5	
State	11.6%	State	24.2%	State	29.5%	State	24.8%	State	9.9%
District	6.9%	District	17.0%	District	30.4%	District	29.0%	District	16.8%
School	N/A	School	N/A	School	N/A	School	N/A	School	N/A
Minimal		Basic		Passing		Proficient		Advanced	

## English

Level 1		Level 2		Level 3		Level 4		Level 5	
State	10.8%	State	23.1%	State	31.8%	State	24.6%	State	9.7%
District	7.5%	District	20.0%	District	31.1%	District	27.5%	District	13.8%
School	N/A	School	N/A	School	N/A	School	N/A	School	N/A
Minimal		Basic		Passing		Proficient		Advanced	

## Science

Level 1		Level 2		Level 3		Level 4		Level 5	
State	13.8%	State	14.5%	State	23.4%	State	32.7%	State	15.7%
District	9.4%	District	11.4%	District	19.1%	District	35.8%	District	24.5%
School	N/A	School	N/A	School	N/A	School	N/A	School	N/A
Minimal		Basic		Passing		Proficient		Advanced	

## Discipline



\* Source: 2017-2018 Civil Rights Data Collection

## Other Data



19.6%

Chronic Absenteeism



\$10,375.75

Per-Pupil Expenditure