



## Parkway Elementary School

Tupelo Public School District



628 Rutherford Road  
Tupelo, MS 38801



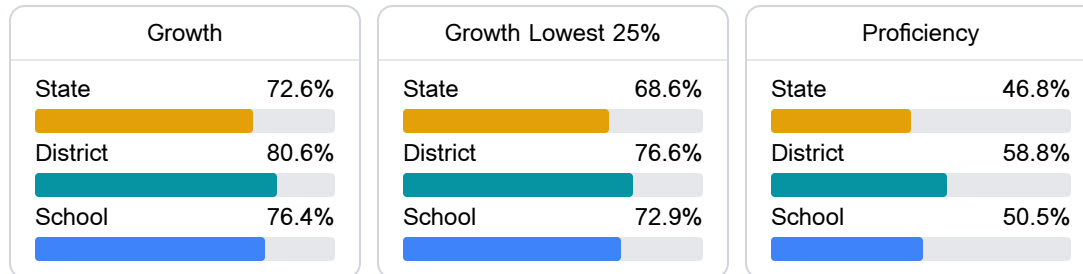
Carmen A Gary  
[cagary@tupeloschools.com](mailto:cagary@tupeloschools.com)

### School Accountability Grade Components

Mississippi's accountability system assigns "A" through "F" letter grades for schools and districts. Grades are based on student achievement, student growth, student participation in testing, and other academic measures. COVID - 19 pandemic disruptions continue to be reflected in 2021 - 2022 accountability data, particularly growth data.

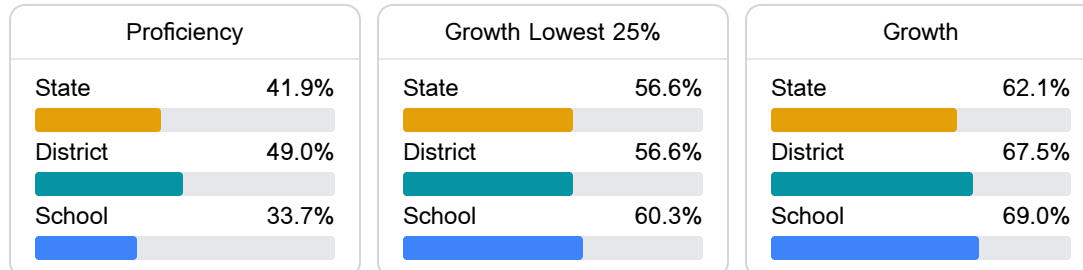
#### Math

Measurements of student performance on the statewide math assessment.



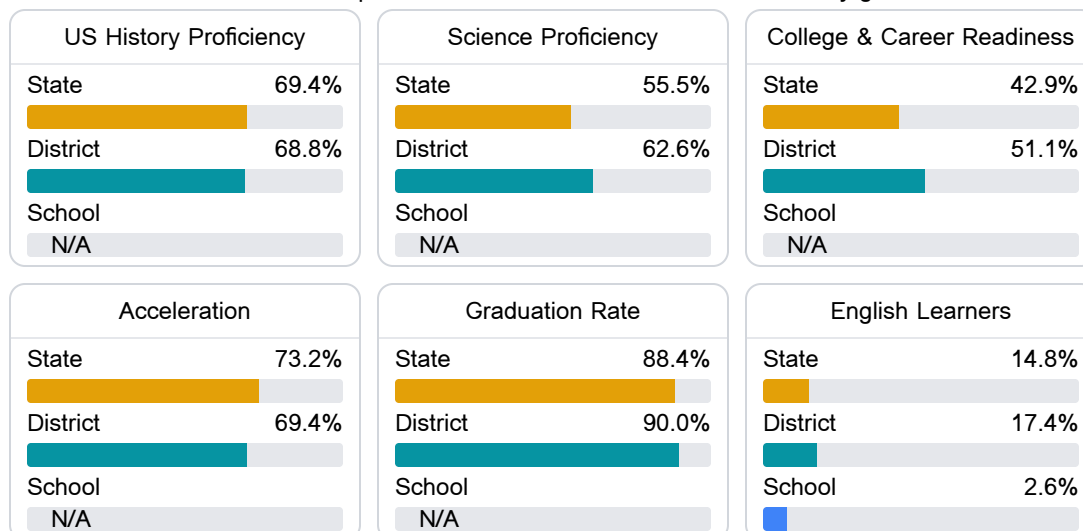
#### English

Measurements of student performance on the statewide English language arts (ELA) assessment.



#### Other Measures

Other measurements of student performance that factor into the accountability grade.



### Teacher Data

33.6

Teachers



76.2%

Experienced Teachers

0.0%

Provisional Teachers

98.8%
















In-Field Teachers

## Detailed Assessment and Other Data
















## Student Performance

The following information shows each level of student performance on statewide assessments.
















## Math

Level 1		Level 2		Level 3		Level 4		Level 5	
State	7.0%	State	19.3%	State	27.3%	State	31.5%	State	15.0%
									
District	0-10%	District	11-20%	District	21-30%	District	31-40%	District	21-30%
									
School	N/A	School	N/A	School	N/A	School	N/A	School	N/A
									
Minimal		Basic		Passing		Proficient		Advanced	

## English

Level 1		Level 2		Level 3		Level 4		Level 5	
State	8.6%	State	18.9%	State	31.3%	State	29.1%	State	12.1%
									
District	6.6%	District	17.7%	District	28.0%	District	31.2%	District	16.5%
									
School	N/A	School	N/A	School	N/A	School	N/A	School	N/A
									
Minimal		Basic		Passing		Proficient		Advanced	

## Science

Level 1		Level 2		Level 3		Level 4		Level 5	
State	11.0%	State	12.4%	State	22.5%	State	34.7%	State	19.4%
									
District	8.7%	District	10.4%	District	20.3%	District	33.0%	District	27.6%
									
School	N/A	School	N/A	School	N/A	School	N/A	School	N/A
									
Minimal		Basic		Passing		Proficient		Advanced	

## Discipline



## Other Data



21.1 %

Chronic Absenteeism



\$11,869.40

Per-Pupil Expenditure