



Joyner Elementary School

Tupelo Public School District



1201 Joyner Avenue
Tupelo, MS 38804



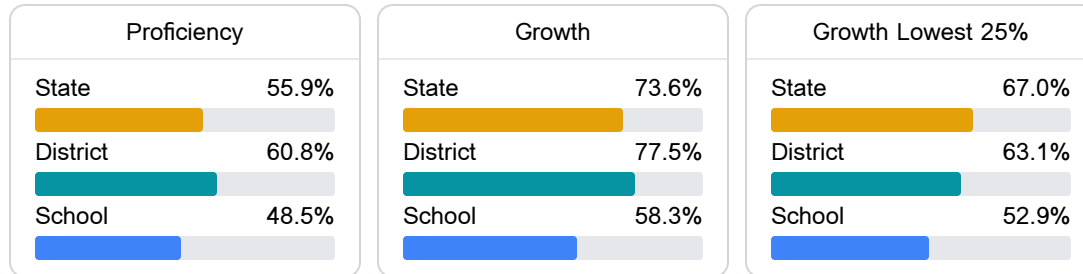
Kimberly Foster
kpforster@tupeloschools.com

School Accountability Grade Components

Mississippi's accountability system assigns "A" through "F" letter grades for schools and districts. Grades are based on student achievement, student growth, student participation in testing, and other academic measures.

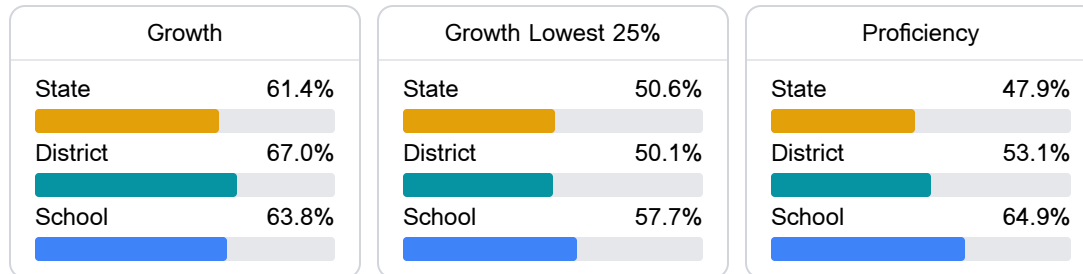
Math

Measurements of student performance on the statewide math assessment.



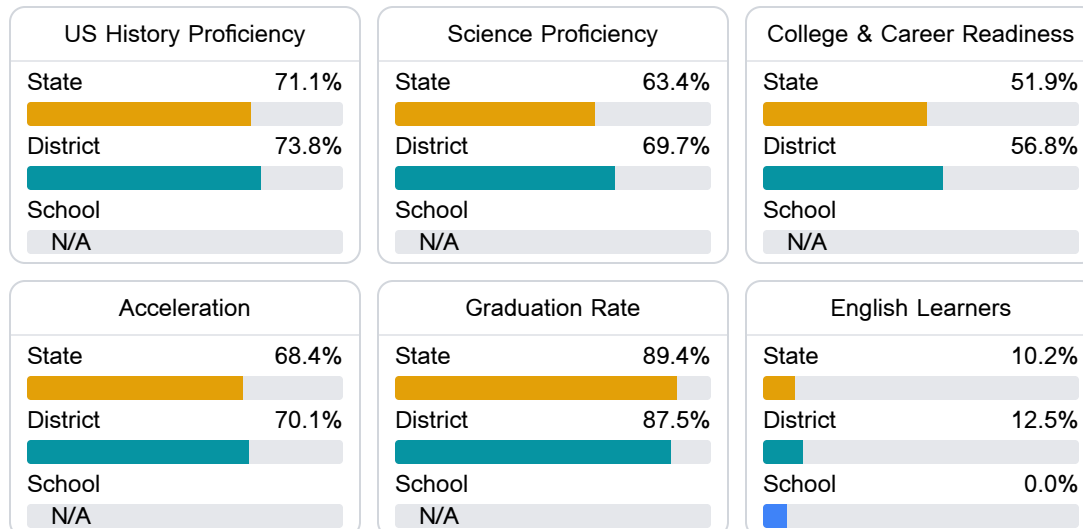
English

Measurements of student performance on the statewide English language arts (ELA) assessment.



Other Measures

Other measurements of student performance that factor into the accountability grade.



Teacher Data

34.6

Teachers



65.3%

Experienced Teachers

2.9%

Provisional Teachers

97.1%

In-Field Teachers

Detailed Assessment and Other Data

Student Performance

The following information shows each level of student performance on statewide assessments.

Math

| Level 1 | | Level 2 | | Level 3 | | Level 4 | | Level 5 | |
|----------|-------|----------|--------|----------|--------|------------|--------|----------|--------|
| State | 0-10% | State | 11-20% | State | 21-30% | State | 31-40% | State | 11-20% |
| District | 0-10% | District | 11-20% | District | 21-30% | District | 31-40% | District | 21-30% |
| School | N/A | School | N/A | School | N/A | School | N/A | School | N/A |
| Minimal | | Basic | | Passing | | Proficient | | Advanced | |

English

| Level 1 | | Level 2 | | Level 3 | | Level 4 | | Level 5 | |
|----------|------|----------|-------|----------|-------|------------|-------|----------|-------|
| State | 9.1% | State | 17.9% | State | 27.3% | State | 28.8% | State | 16.9% |
| District | 8.1% | District | 16.7% | District | 25.0% | District | 29.8% | District | 20.4% |
| School | N/A | School | N/A | School | N/A | School | N/A | School | N/A |
| Minimal | | Basic | | Passing | | Proficient | | Advanced | |

Science

| Level 1 | | Level 2 | | Level 3 | | Level 4 | | Level 5 | |
|----------|-------|----------|-------|----------|-------|------------|-------|----------|-------|
| State | 11.2% | State | 11.0% | State | 19.5% | State | 34.8% | State | 23.5% |
| District | 10.8% | District | 9.7% | District | 18.1% | District | 33.3% | District | 28.1% |
| School | N/A | School | N/A | School | N/A | School | N/A | School | N/A |
| Minimal | | Basic | | Passing | | Proficient | | Advanced | |

Discipline



Other Data



18.3 %

Chronic Absenteeism



\$12,634.50

Per-Pupil Expenditure