

## Nettleton Elementary School

Nettleton School District



170 Mullen Avenue  
Nettleton, MS 38858



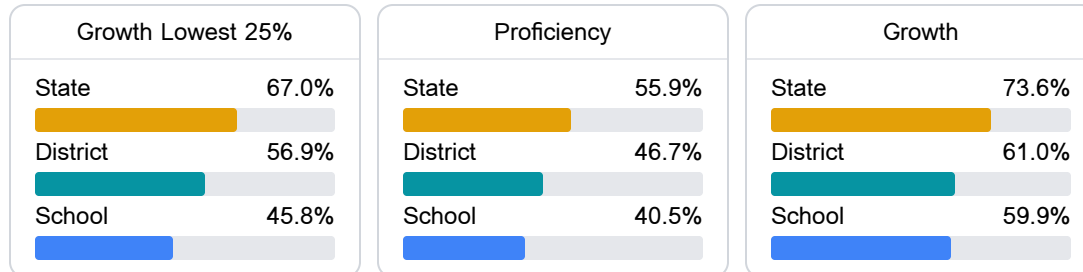
Angel Carr  
acarr@nettleton.k12.ms.us

### School Accountability Grade Components

Mississippi's accountability system assigns "A" through "F" letter grades for schools and districts. Grades are based on student achievement, student growth, student participation in testing, and other academic measures.

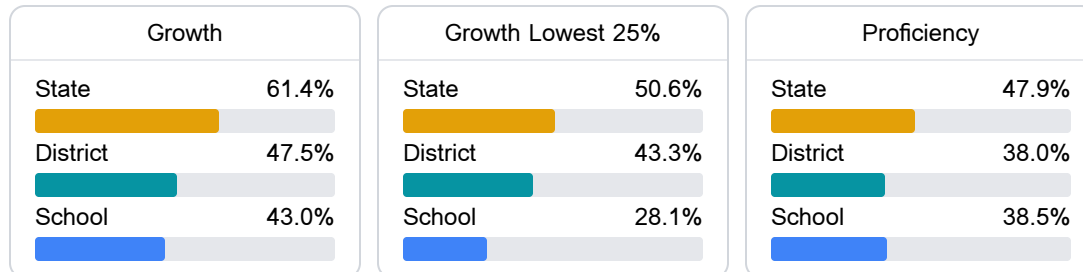
#### Math

Measurements of student performance on the statewide math assessment.



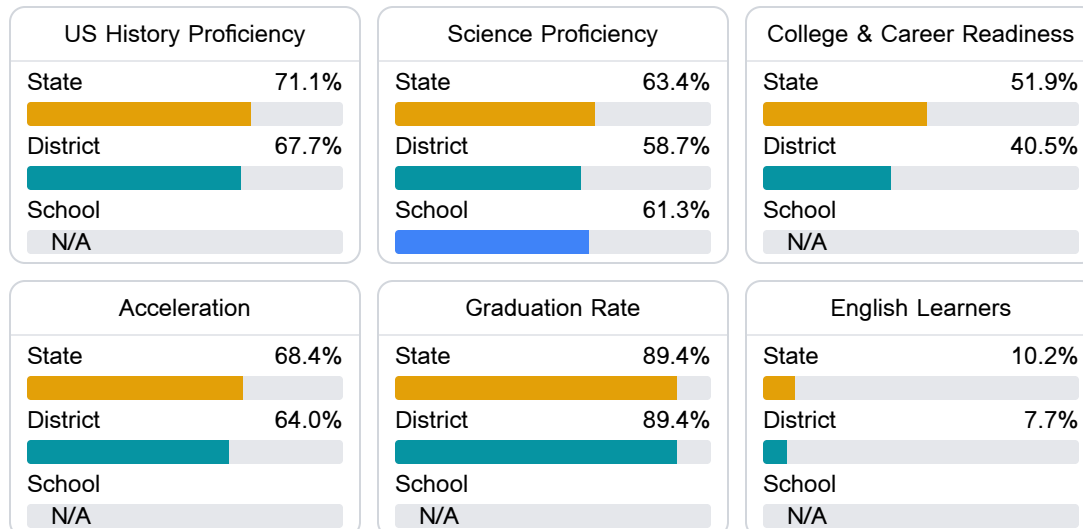
#### English

Measurements of student performance on the statewide English language arts (ELA) assessment.



#### Other Measures

Other measurements of student performance that factor into the accountability grade.



### Teacher Data

17.2

Teachers



68.8%

Experienced Teachers

0.0%

Provisional Teachers

100.0%

In-Field Teachers

Detailed Assessment and Other Data

Student Performance

The following information shows each level of student performance on statewide assessments.

Math

Level 1		Level 2		Level 3		Level 4		Level 5	
State	0-10%	State	11-20%	State	21-30%	State	31-40%	State	11-20%
District	0-10%	District	11-20%	District	31-40%	District	31-40%	District	0-10%
School	0-10%	School	11-20%	School	41-50%	School	21-30%	School	11-20%
Minimal		Basic		Passing		Proficient		Advanced	

English

Level 1		Level 2		Level 3		Level 4		Level 5	
State	9.1%	State	17.9%	State	27.3%	State	28.8%	State	16.9%
District	11.7%	District	21.7%	District	29.8%	District	25.9%	District	10.8%
School	17.1%	School	17.1%	School	27.6%	School	28.1%	School	10.1%
Minimal		Basic		Passing		Proficient		Advanced	


Science

Level 1		Level 2		Level 3		Level 4		Level 5	
State	11.2%	State	11.0%	State	19.5%	State	34.8%	State	23.5%
District	13.1%	District	12.8%	District	24.4%	District	32.1%	District	17.6%
School	7.3%	School	12.2%	School	19.5%	School	37.8%	School	23.2%
Minimal		Basic		Passing		Proficient		Advanced	

Student Assessment Participation



Discipline



Other Data

