



Nettleton High School

Nettleton School District



165 Mullen Avenue
Nettleton, MS 38858



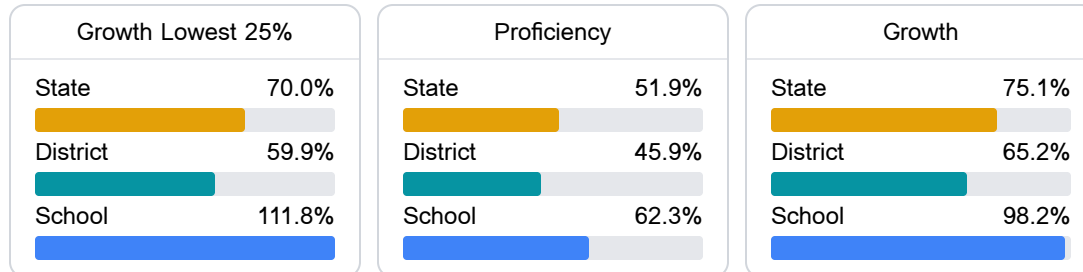
Megan Garner
mgarner@nettleton.k12.ms.us

School Accountability Grade Components

Mississippi's accountability system assigns "A" through "F" letter grades for schools and districts. Grades are based on student achievement, student growth, student participation in testing, and other academic measures.

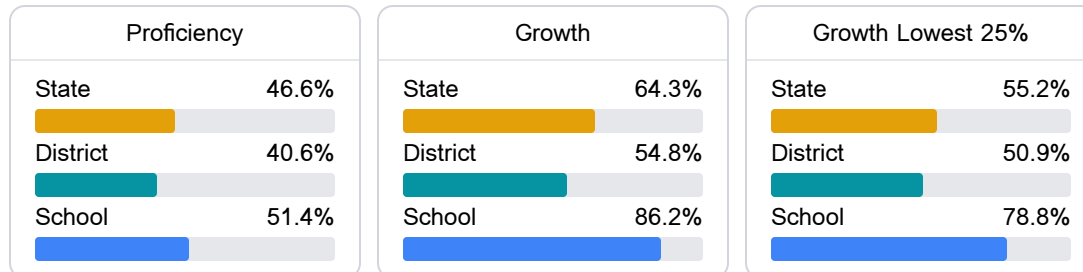
Math

Measurements of student performance on the statewide math assessment.



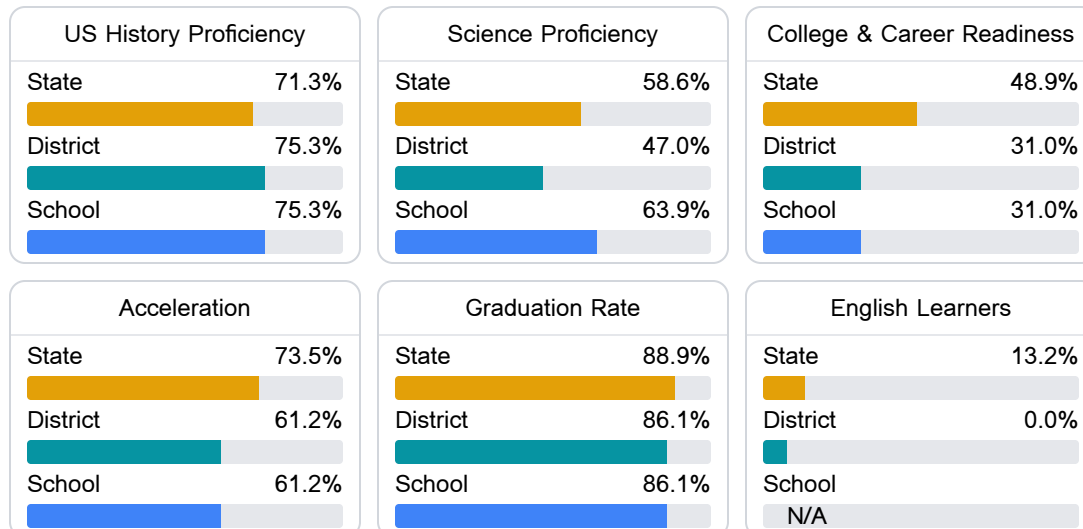
English

Measurements of student performance on the statewide English language arts (ELA) assessment.



Other Measures

Other measurements of student performance that factor into the accountability grade.



Teacher Data

25.4

Teachers



74.8%

Experienced Teachers

0.0%

Provisional Teachers

98.2%

In-Field Teachers

Detailed Assessment and Other Data

Student Performance

The following information shows each level of student performance on statewide assessments.

Math

Level 1		Level 2		Level 3		Level 4		Level 5	
State	0-10%	State	11-20%	State	21-30%	State	31-40%	State	11-20%
District	0-10%	District	11-20%	District	21-30%	District	31-40%	District	11-20%
School	0-10%	School	0-10%	School	21-30%	School	61-70%	School	0-10%
Minimal		Basic		Passing		Proficient		Advanced	

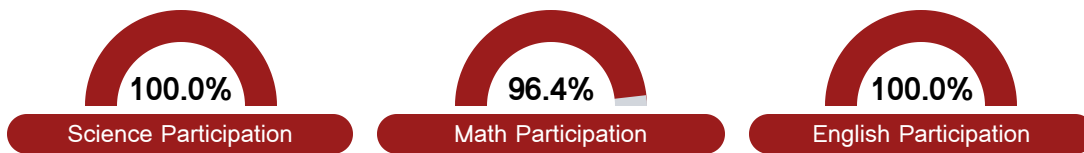
English

Level 1		Level 2		Level 3		Level 4		Level 5	
State	8.3%	State	17.0%	State	29.7%	State	29.3%	State	15.7%
District	7.4%	District	22.4%	District	31.1%	District	27.3%	District	11.9%
School	0-10%	School	11-20%	School	21-30%	School	11-20%	School	21-30%
Minimal		Basic		Passing		Proficient		Advanced	

Science

Level 1		Level 2		Level 3		Level 4		Level 5	
State	11.4%	State	11.9%	State	20.8%	State	33.6%	State	22.3%
District	11.2%	District	14.3%	District	31.5%	District	25.1%	District	17.9%
School	8.5%	School	15.5%	School	21.1%	School	25.4%	School	29.6%
Minimal		Basic		Passing		Proficient		Advanced	

Student Assessment Participation



Discipline



Other Data



47.6 %

Chronic Absenteeism



\$11,973.59

Per-Pupil Expenditure



71.7 %

Post-Secondary Enrollment



40.0%

Advanced Course Participation