



## Verona Elementary School

Lee County School District



212 COLLEGE AVE.  
Verona, MS 38879



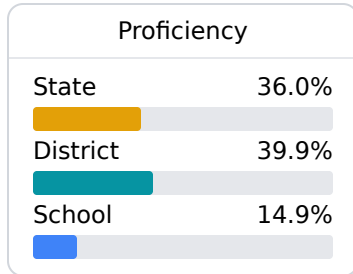
Barabbas Leasy  
[barabbas.leasy@leecountyschools.us](mailto:barabbas.leasy@leecountyschools.us)

### School Accountability Grade Components

Mississippi's accountability system assigns "A" through "F" letter grades for schools and districts. Grades are based on student achievement, student growth, student participation in testing, and other academic measures. COVID - 19 pandemic disruptions continue to be reflected in 2021 - 2022 accountability data, particularly growth data.

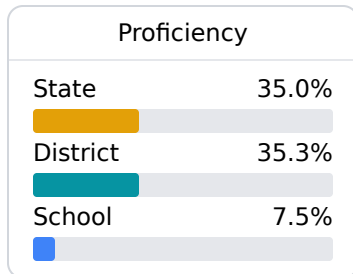
#### Math

Measurements of student performance on the statewide math assessment.



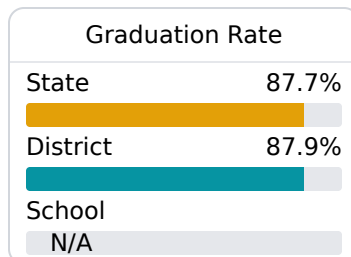
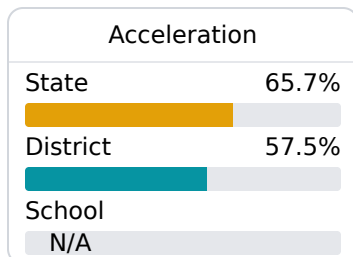
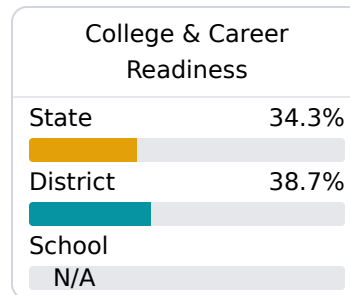
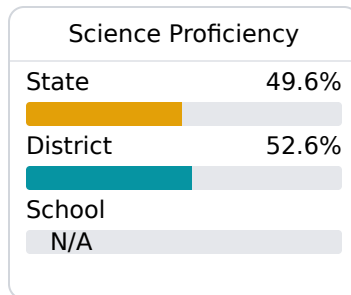
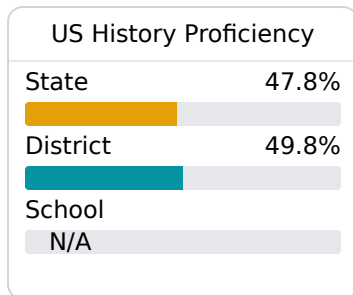
#### English

Measurements of student performance on the statewide English language arts (ELA) assessment.



#### Other Measures

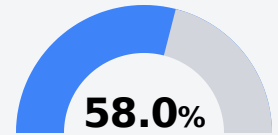
Other measurements of student performance that factor into the accountability grade.



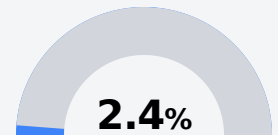
### Teacher Data

28.3

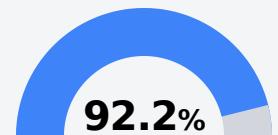
Teachers



Experienced Teachers



Provisional Teachers



In-Field Teachers

## Detailed Assessment and Other Data

### Student Performance

The following information shows each level of student performance on statewide assessments.

#### Math

Level 1		Level 2		Level 3		Level 4		Level 5	
State	11.6%	State	24.2%	State	29.5%	State	24.8%	State	9.9%
District	6.3%	District	21.7%	District	35.0%	District	28.6%	District	8.4%
School	21-30%	School	31-40%	School	31-40%	School	11-20%	School	0-10%
Minimal		Basic		Passing		Proficient		Advanced	

#### English

Level 1		Level 2		Level 3		Level 4		Level 5	
State	10.8%	State	23.1%	State	31.8%	State	24.6%	State	9.7%
District	7.1%	District	22.8%	District	35.6%	District	25.8%	District	8.7%
School	18.6%	School	47.6%	School	25.5%	School	8.3%	School	N/A
Minimal		Basic		Passing		Proficient		Advanced	

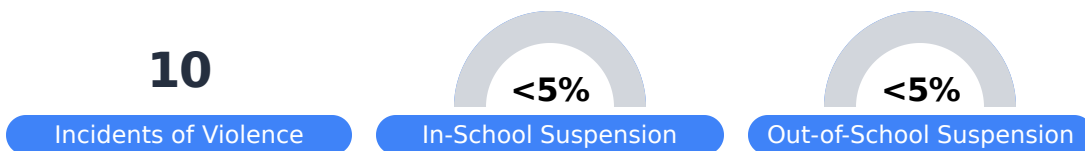
#### Science

Level 1		Level 2		Level 3		Level 4		Level 5	
State	13.8%	State	14.5%	State	23.4%	State	32.7%	State	15.7%
District	10.1%	District	12.8%	District	26.5%	District	36.7%	District	14.0%
School	N/A	School	N/A	School	N/A	School	N/A	School	N/A
Minimal		Basic		Passing		Proficient		Advanced	

## Student Assessment Participation



## Discipline



\* Source: 2017-2018 Civil Rights Data Collection

## Other Data



22.4%

Chronic Absenteeism



\$10,583.39

Per-Pupil Expenditure