



Shannon Elementary School

Lee County School District



695 ROMIE HILL AVE.
Shannon, MS 38868



Raleigh Bass
raleigh.bass@leecountyschools.us

School Accountability Grade Components

Mississippi's accountability system assigns "A" through "F" letter grades for schools and districts. Grades are based on student achievement, student growth, student participation in testing, and other academic measures.

Math

Measurements of student performance on the statewide math assessment.

Proficiency		Growth		Growth Lowest 25%	
State	51.9%	State	75.1%	State	70.0%
District	49.3%	District	70.7%	District	68.1%
School	37.0%	School	70.5%	School	82.3%

English

Measurements of student performance on the statewide English language arts (ELA) assessment.

Proficiency		Growth Lowest 25%		Growth	
State	46.6%	State	55.2%	State	64.3%
District	45.0%	District	58.8%	District	62.0%
School	34.9%	School	84.1%	School	70.5%

Other Measures

Other measurements of student performance that factor into the accountability grade.

US History Proficiency		Science Proficiency		College & Career Readiness	
State	71.3%	State	58.6%	State	48.9%
District	63.5%	District	55.7%	District	49.9%
School	N/A	School	70.5%	School	N/A

Acceleration		Graduation Rate		English Learners	
State	73.5%	State	88.9%	State	13.2%
District	64.3%	District	91.2%	District	9.8%
School	N/A	School	N/A	School	N/A

Teacher Data

17.7

Teachers



74.8%

Experienced Teachers

5.6%

Provisional Teachers

100.0%

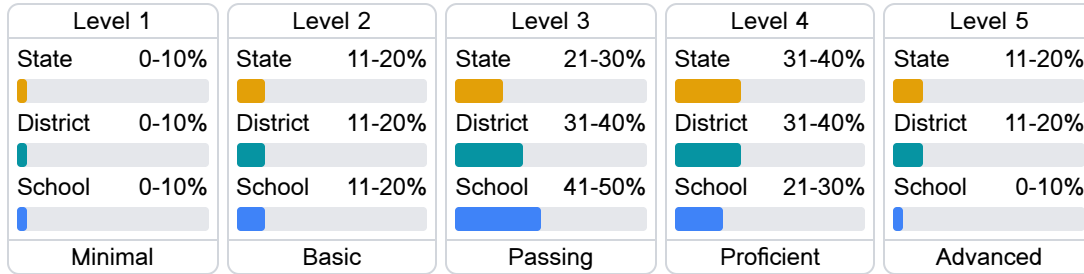
In-Field Teachers

Detailed Assessment and Other Data

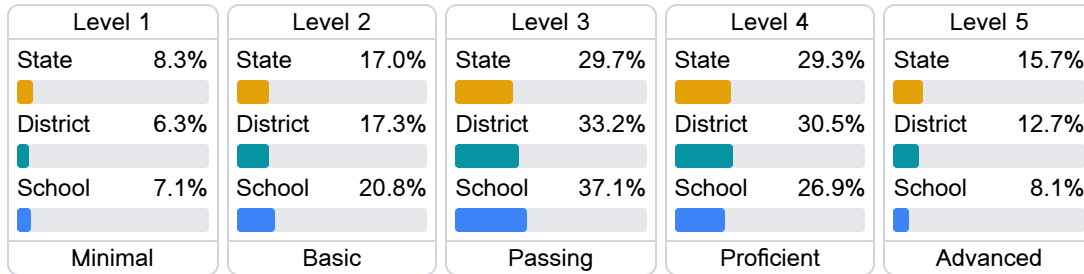
Student Performance

The following information shows each level of student performance on statewide assessments.

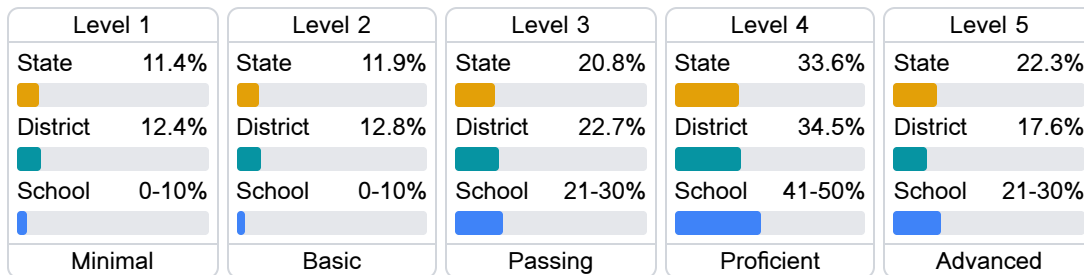
Math



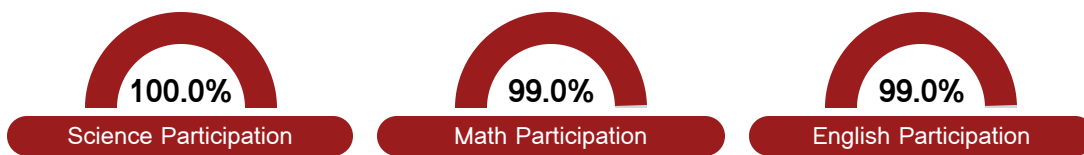
English



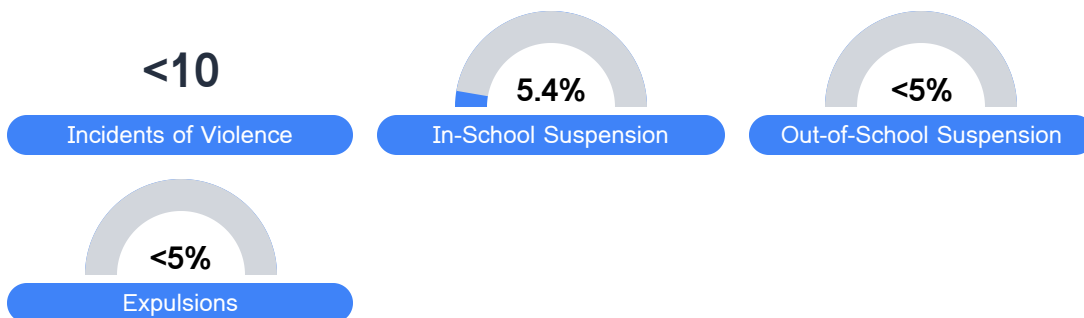
Science



Student Assessment Participation



Discipline



Other Data



19.9%

Chronic Absenteeism



\$13,711.45

Per-Pupil Expenditure