



Salttilo Primary School

Lee County School District



1806 HWY 45 N
Salttilo, MS 38866



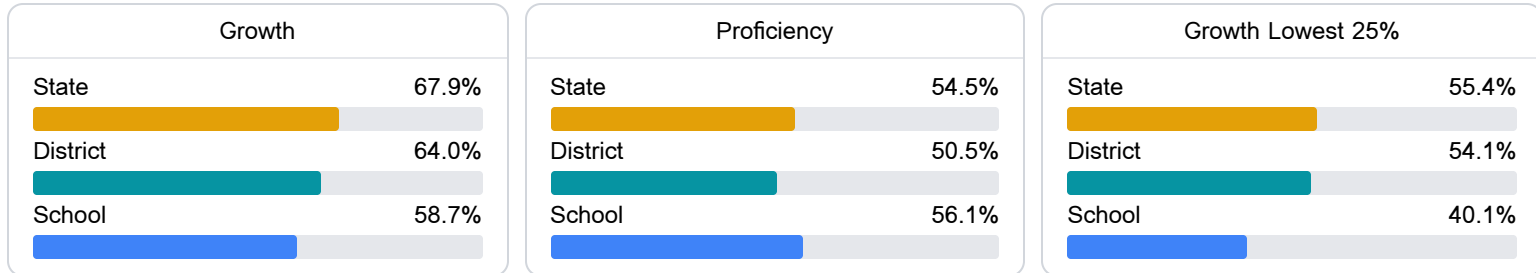
MICHAEL JACKSON
brad.jackson@leecountyschools.us

School Accountability Grade Components

Mississippi's accountability system assigns "A" through "F" letter grades for schools and districts. Grades are based on student achievement, student growth, student participation in testing, and other academic measures.

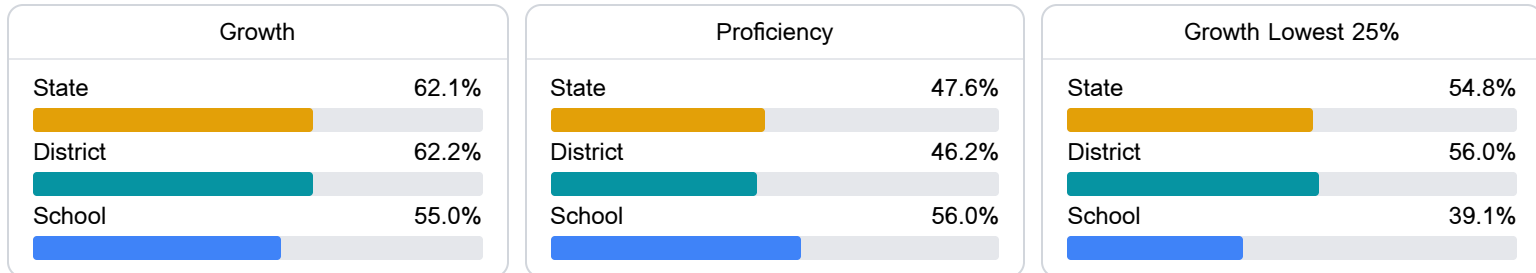
Math

Measurements of student performance on the statewide math assessment.



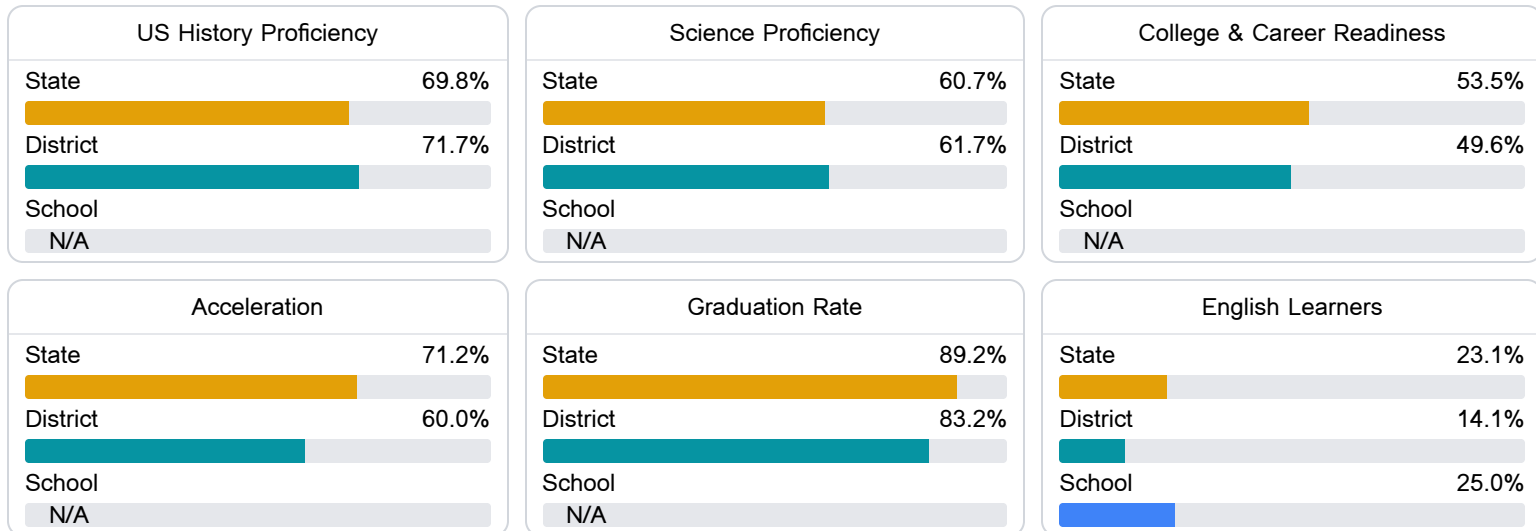
English

Measurements of student performance on the statewide English language arts (ELA) assessment.



Other Measures

Other measurements of student performance that factor into the accountability grade.



Detailed Assessment and Other Data

Student Performance

The following information shows each level of student performance on statewide assessments.

Math

Level 1		Level 2		Level 3		Level 4		Level 5	
State	0-10%	State	11-20%	State	21-30%	State	31-40%	State	11-20%
<div><div></div></div>		<div><div></div></div>		<div><div></div></div>		<div><div></div></div>		<div><div></div></div>	
District	0-10%	District	11-20%	District	31-40%	District	31-40%	District	11-20%
<div><div></div></div>		<div><div></div></div>		<div><div></div></div>		<div><div></div></div>		<div><div></div></div>	
School		School		School		School		School	
N/A		N/A		N/A		N/A		N/A	
Minimal		Basic		Passing		Proficient		Advanced	

English

Level 1		Level 2		Level 3		Level 4		Level 5	
State	8.8%	State	16.5%	State	29.4%	State	29.5%	State	15.9%
<div><div></div></div>		<div><div></div></div>		<div><div></div></div>		<div><div></div></div>		<div><div></div></div>	
District	6.7%	District	17.2%	District	31.8%	District	30.4%	District	14.0%
<div><div></div></div>		<div><div></div></div>		<div><div></div></div>		<div><div></div></div>		<div><div></div></div>	
School		School		School		School		School	
N/A		N/A		N/A		N/A		N/A	
Minimal		Basic		Passing		Proficient		Advanced	

Science

Level 1		Level 2		Level 3		Level 4		Level 5	
State	12.3%	State	11.8%	State	20.1%	State	33.9%	State	21.9%
<div><div></div></div>		<div><div></div></div>		<div><div></div></div>		<div><div></div></div>		<div><div></div></div>	
District	11.5%	District	11.8%	District	20.7%	District	34.7%	District	21.4%
<div><div></div></div>		<div><div></div></div>		<div><div></div></div>		<div><div></div></div>		<div><div></div></div>	
School		School		School		School		School	
N/A		N/A		N/A		N/A		N/A	
Minimal		Basic		Passing		Proficient		Advanced	