



Leake County High School

Leake County School District



220 SPRUCE STREET
Walnut Grove, MS 39189



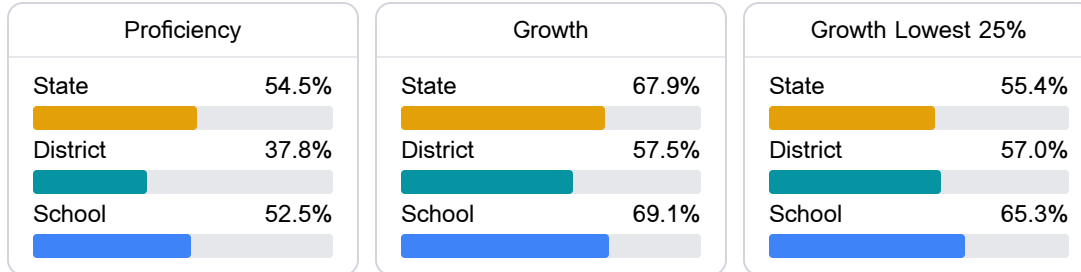
KIMBERLY RICKS
kricks@leakesd.org

School Accountability Grade Components

Mississippi's accountability system assigns "A" through "F" letter grades for schools and districts. Grades are based on student achievement, student growth, student participation in testing, and other academic measures.

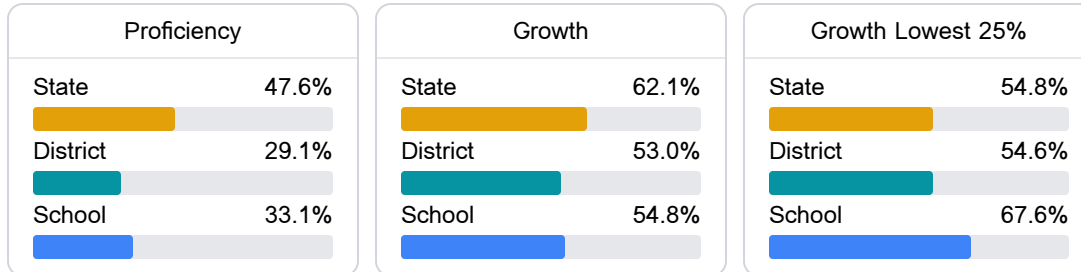
Math

Measurements of student performance on the statewide math assessment.



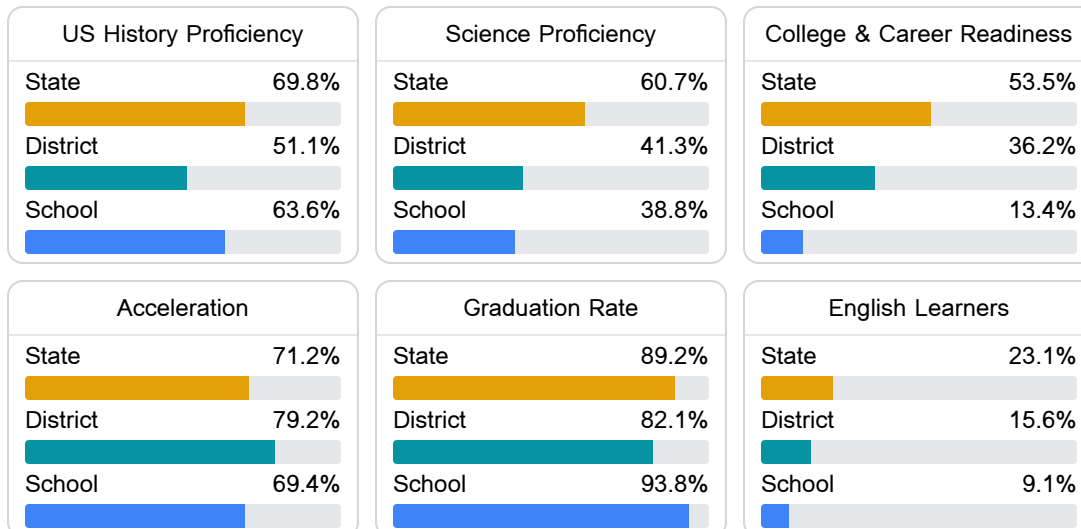
English

Measurements of student performance on the statewide English language arts (ELA) assessment.



Other Measures

Other measurements of student performance that factor into the accountability grade.



Detailed Assessment and Other Data

Student Performance

The following information shows each level of student performance on statewide assessments.

Math

Level 1		Level 2		Level 3		Level 4		Level 5	
State	0-10%	State	11-20%	State	21-30%	State	31-40%	State	11-20%
<div><div></div></div>		<div><div></div></div>		<div><div></div></div>		<div><div></div></div>		<div><div></div></div>	
District	6.3%	District	21.4%	District	35.5%	District	30.4%	District	6.5%
<div><div></div></div>		<div><div></div></div>		<div><div></div></div>		<div><div></div></div>		<div><div></div></div>	
School	0-10%	School	11-20%	School	21-30%	School	41-50%	School	11-20%
<div><div></div></div>		<div><div></div></div>		<div><div></div></div>		<div><div></div></div>		<div><div></div></div>	
Minimal		Basic		Passing		Proficient		Advanced	

English

Level 1		Level 2		Level 3		Level 4		Level 5	
State	8.8%	State	16.5%	State	29.4%	State	29.5%	State	15.9%
<div><div></div></div>		<div><div></div></div>		<div><div></div></div>		<div><div></div></div>		<div><div></div></div>	
District	14.2%	District	26.1%	District	32.8%	District	20.5%	District	6.4%
<div><div></div></div>		<div><div></div></div>		<div><div></div></div>		<div><div></div></div>		<div><div></div></div>	
School	12.1%	School	27.1%	School	30.7%	School	17.1%	School	12.9%
<div><div></div></div>		<div><div></div></div>		<div><div></div></div>		<div><div></div></div>		<div><div></div></div>	
Minimal		Basic		Passing		Proficient		Advanced	

Science

Level 1		Level 2		Level 3		Level 4		Level 5	
State	12.3%	State	11.8%	State	20.1%	State	33.9%	State	21.9%
<div><div></div></div>		<div><div></div></div>		<div><div></div></div>		<div><div></div></div>		<div><div></div></div>	
District	25.5%	District	19.0%	District	24.6%	District	23.7%	District	7.1%
<div><div></div></div>		<div><div></div></div>		<div><div></div></div>		<div><div></div></div>		<div><div></div></div>	
School	21.9%	School	15.2%	School	27.6%	School	26.7%	School	8.6%
<div><div></div></div>		<div><div></div></div>		<div><div></div></div>		<div><div></div></div>		<div><div></div></div>	
Minimal		Basic		Passing		Proficient		Advanced	

Student Assessment Participation

