



Leake County High School

Leake County School District



220 SPRUCE STREET P. O. Box 159
Walnut Grove, MS 39189



KIMBERLY RICKS
kricks@leakesd.org

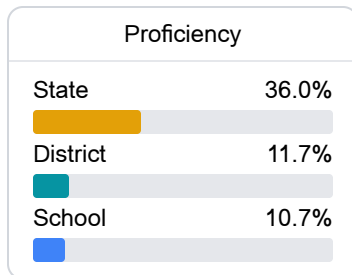
Identified for **Comprehensive Support and Improvement**

School Accountability Grade Components

Mississippi's accountability system assigns "A" through "F" letter grades for schools and districts. Grades are based on student achievement, student growth, student participation in testing, and other academic measures. COVID - 19 pandemic disruptions continue to be reflected in 2021 - 2022 accountability data, particularly growth data.

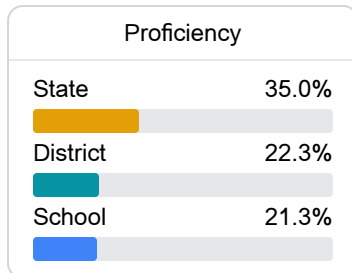
Math

Measurements of student performance on the statewide math assessment.



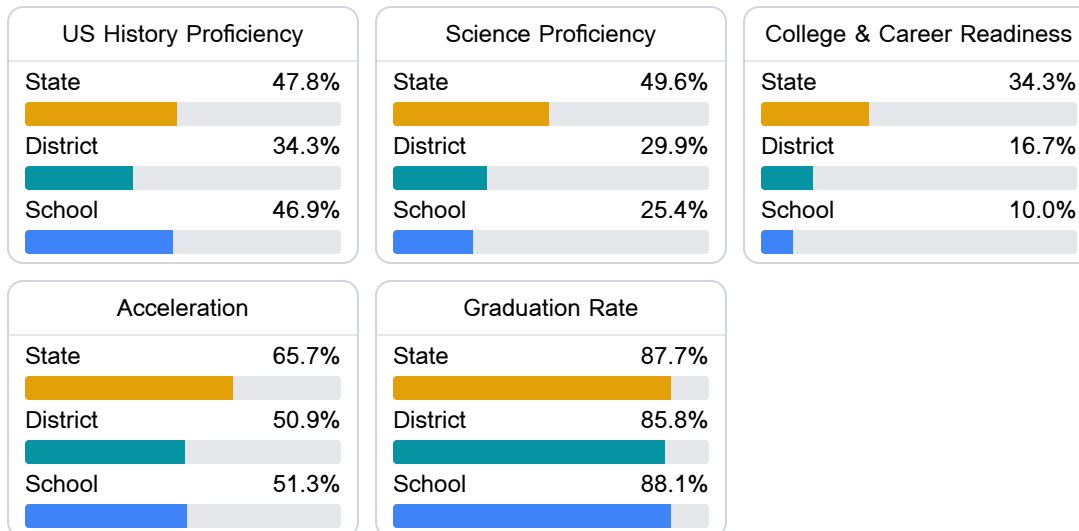
English

Measurements of student performance on the statewide English language arts (ELA) assessment.



Other Measures

Other measurements of student performance that factor into the accountability grade.



Teacher Data

25.4

Teachers



79.4%

Experienced Teachers

5.4%

Provisional Teachers

96.5%

In-Field Teachers

Detailed Assessment and Other Data

Student Performance

The following information shows each level of student performance on statewide assessments.

Math

Level 1		Level 2		Level 3		Level 4		Level 5	
State	11.6%	State	24.2%	State	29.5%	State	24.8%	State	9.9%
District	11-20%	District	31-40%	District	31-40%	District	0-10%	District	0-10%
School	11-20%	School	31-40%	School	41-50%	School	0-10%	School	0-10%
Minimal		Basic		Passing		Proficient		Advanced	

English

Level 1		Level 2		Level 3		Level 4		Level 5	
State	10.8%	State	23.1%	State	31.8%	State	24.6%	State	9.7%
District	11-20%	District	31-40%	District	31-40%	District	11-20%	District	0-10%
School	9.0%	School	27.1%	School	43.2%	School	15.5%	School	5.2%
Minimal		Basic		Passing		Proficient		Advanced	

Science

Level 1		Level 2		Level 3		Level 4		Level 5	
State	13.8%	State	14.5%	State	23.4%	State	32.7%	State	15.7%
District	18.7%	District	21.3%	District	29.4%	District	24.5%	District	6.1%
School	14.3%	School	27.6%	School	32.7%	School	19.4%	School	6.1%
Minimal		Basic		Passing		Proficient		Advanced	

Student Assessment Participation



Discipline



* Source: 2017-2018 Civil Rights Data Collection

Other Data



16.0 %

Chronic Absenteeism



\$13,254.04

Per-Pupil Expenditure



74.4 %

Post-Secondary Enrollment



34.3%

Advanced Course Participation