



## Leake Central High School

Leake County School District



704 N JORDAN STREET  
Carthage, MS 39051



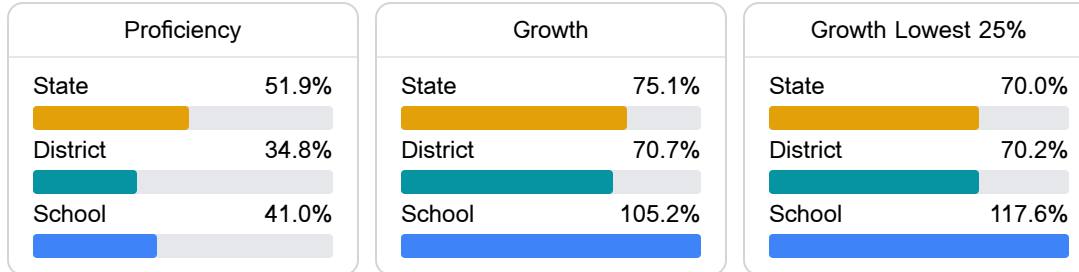
Felicia Ruffin  
[fruffin@leakesd.org](mailto:fruffin@leakesd.org)

### School Accountability Grade Components

Mississippi's accountability system assigns "A" through "F" letter grades for schools and districts. Grades are based on student achievement, student growth, student participation in testing, and other academic measures.

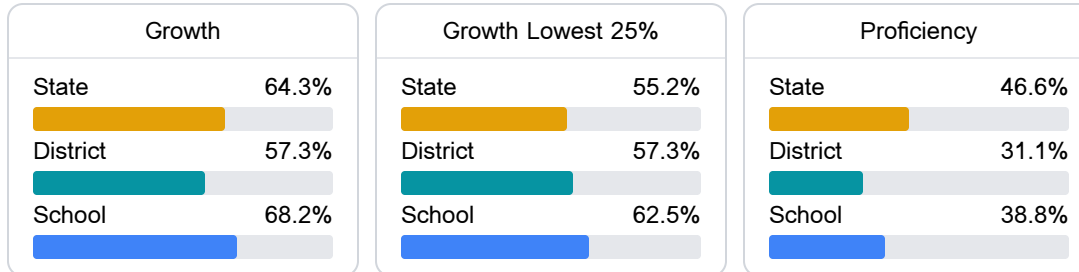
#### Math

Measurements of student performance on the statewide math assessment.



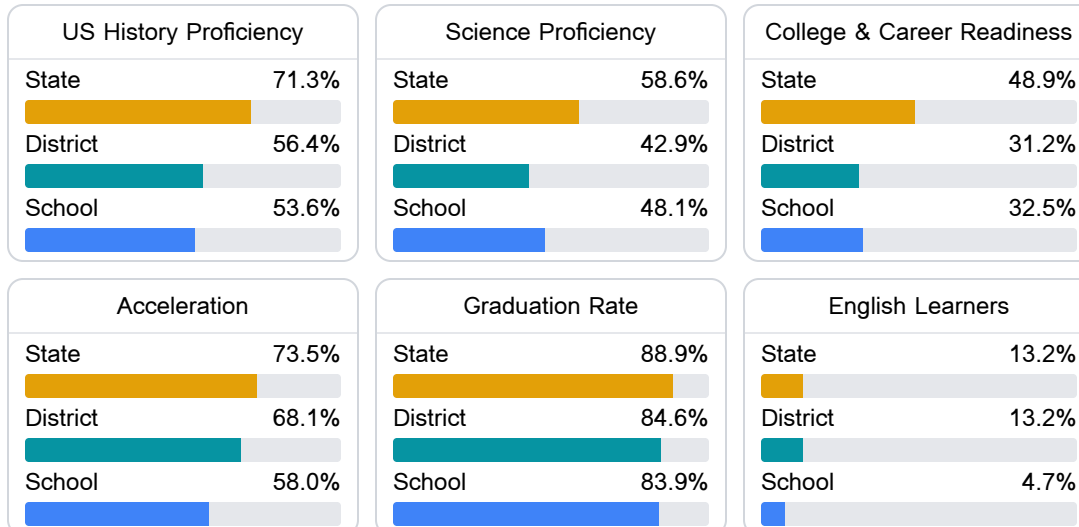
#### English

Measurements of student performance on the statewide English language arts (ELA) assessment.



#### Other Measures

Other measurements of student performance that factor into the accountability grade.



### Teacher Data

36.1

Teachers



66.4%

Experienced Teachers

0.0%

Provisional Teachers

98.5%

In-Field Teachers

## Detailed Assessment and Other Data

## Student Performance

The following information shows each level of student performance on statewide assessments.

## Math

Level 1		Level 2		Level 3		Level 4		Level 5	
State	0-10%	State	11-20%	State	21-30%	State	31-40%	State	11-20%
District	8.1%	District	23.1%	District	35.2%	District	28.4%	District	5.3%
School	0-10%	School	11-20%	School	41-50%	School	31-40%	School	0-10%
Minimal		Basic		Passing		Proficient		Advanced	

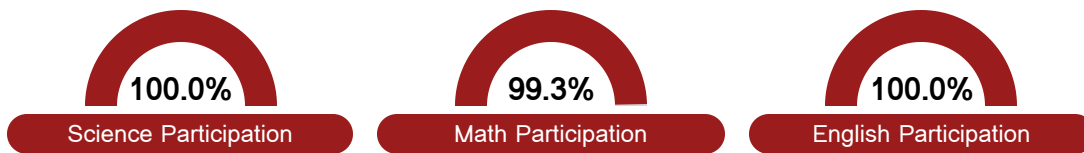
## English

Level 1		Level 2		Level 3		Level 4		Level 5	
State	8.3%	State	17.0%	State	29.7%	State	29.3%	State	15.7%
District	12.4%	District	23.1%	District	36.3%	District	19.3%	District	8.9%
School	21.1%	School	26.7%	School	25.6%	School	15.0%	School	11.7%
Minimal		Basic		Passing		Proficient		Advanced	

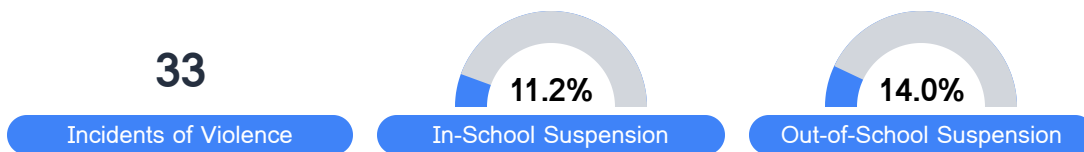
## Science

Level 1		Level 2		Level 3		Level 4		Level 5	
State	11.4%	State	11.9%	State	20.8%	State	33.6%	State	22.3%
District	19.8%	District	18.9%	District	23.3%	District	29.1%	District	8.9%
School	30.4%	School	16.8%	School	19.9%	School	27.3%	School	5.6%
Minimal		Basic		Passing		Proficient		Advanced	

## Student Assessment Participation



## Discipline



## Other Data



51.7 %

Chronic Absenteeism



\$10,886.75

Per-Pupil Expenditure



65.1 %

Post-Secondary Enrollment



55.9%

Advanced Course Participation