



## Topeka Tilton Attendance Center

Lawrence County School District



853 Highway 27 South  
Monticello, MS 39654



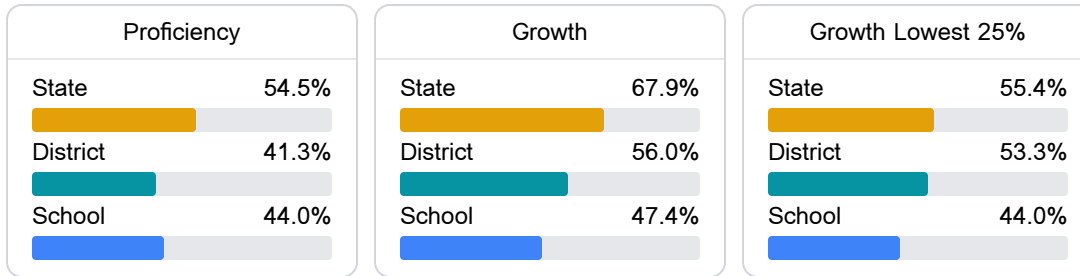
JESSICA LAMPTON  
[jessica.lampton@lawcosd.org](mailto:jessica.lampton@lawcosd.org)

### School Accountability Grade Components

Mississippi's accountability system assigns "A" through "F" letter grades for schools and districts. Grades are based on student achievement, student growth, student participation in testing, and other academic measures.

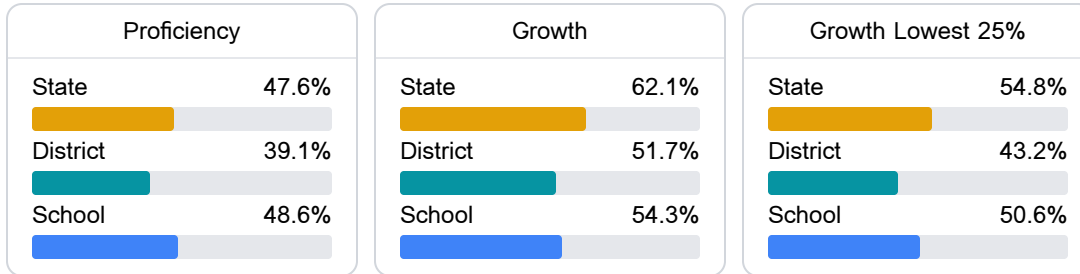
#### Math

Measurements of student performance on the statewide math assessment.



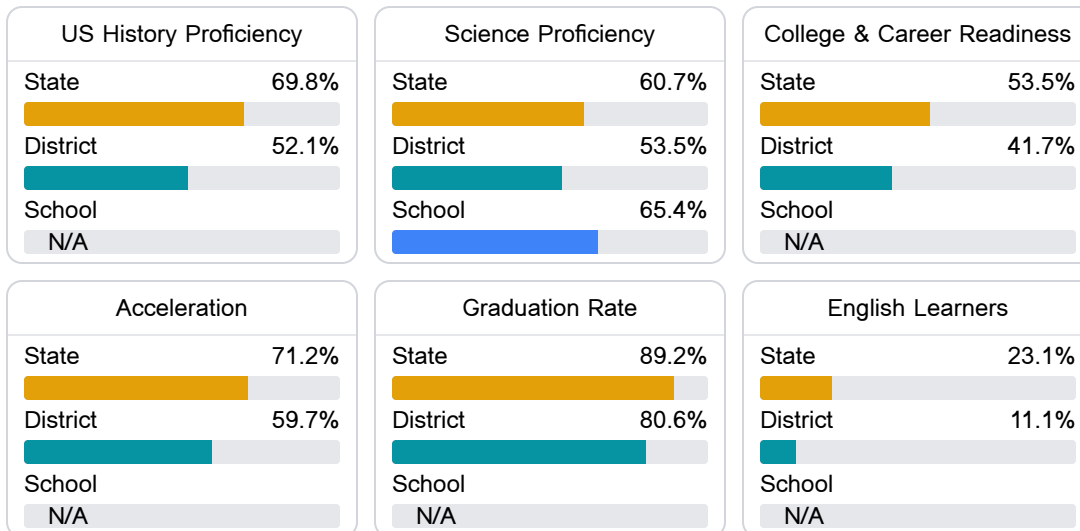
#### English

Measurements of student performance on the statewide English language arts (ELA) assessment.



#### Other Measures

Other measurements of student performance that factor into the accountability grade.



### Detailed Assessment and Other Data

#### Student Performance

The following information shows each level of student performance on statewide assessments.

##### Math

Level 1		Level 2		Level 3		Level 4		Level 5	
State	0-10%	State	11-20%	State	21-30%	State	31-40%	State	11-20%
District	6.1%	District	19.1%	District	35.7%	District	29.9%	District	9.3%
School	0-10%	School	11-20%	School	31-40%	School	31-40%	School	0-10%
Minimal		Basic		Passing		Proficient		Advanced	

##### English

Level 1		Level 2		Level 3		Level 4		Level 5	
State	8.8%	State	16.5%	State	29.4%	State	29.5%	State	15.9%
District	10.8%	District	21.1%	District	30.9%	District	27.3%	District	10.0%
School	0-10%	School	11-20%	School	21-30%	School	31-40%	School	11-20%
Minimal		Basic		Passing		Proficient		Advanced	

##### Science

Level 1		Level 2		Level 3		Level 4		Level 5	
State	12.3%	State	11.8%	State	20.1%	State	33.9%	State	21.9%
District	20.6%	District	16.1%	District	20.4%	District	32.2%	District	10.8%
School	7.4%	School	7.4%	School	22.2%	School	51.9%	School	11.1%
Minimal		Basic		Passing		Proficient		Advanced	

#### Student Assessment Participation



#### Other Data



35.9%

Chronic Absenteeism