



## Topeka Tilton Attendance Center

Lawrence County School District



853 Highway 27 South  
Monticello, MS 39654



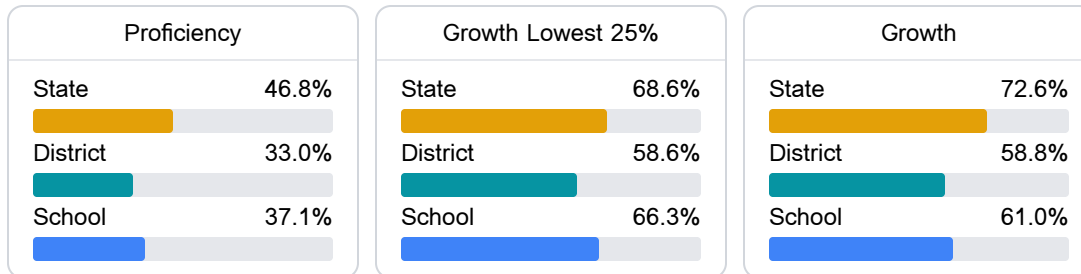
Al Felder  
[al.felder@lawcosd.org](mailto:al.felder@lawcosd.org)

### School Accountability Grade Components

Mississippi's accountability system assigns "A" through "F" letter grades for schools and districts. Grades are based on student achievement, student growth, student participation in testing, and other academic measures. COVID - 19 pandemic disruptions continue to be reflected in 2021 - 2022 accountability data, particularly growth data.

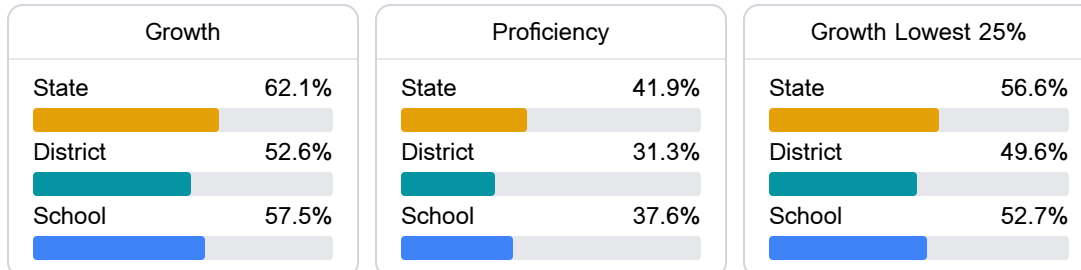
#### Math

Measurements of student performance on the statewide math assessment.



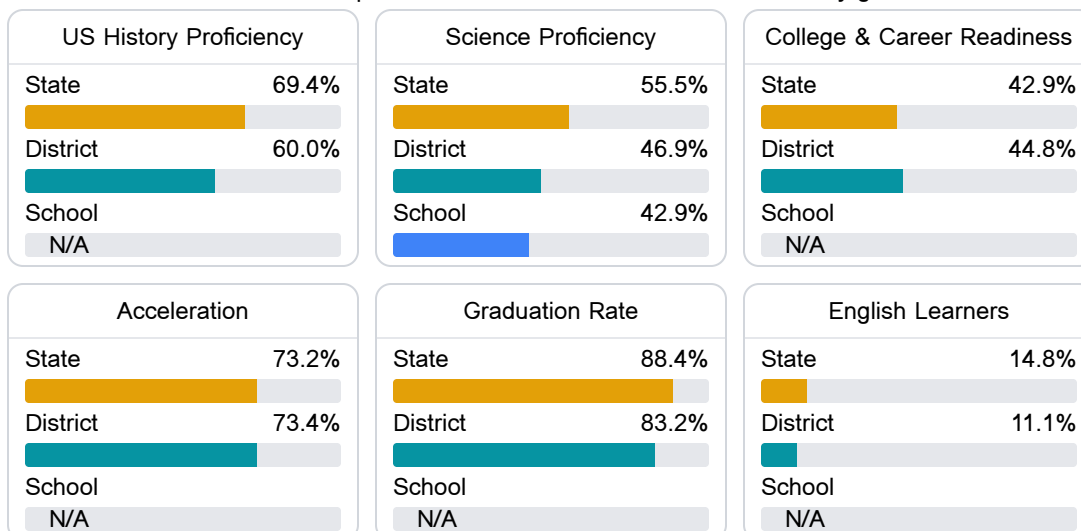
#### English

Measurements of student performance on the statewide English language arts (ELA) assessment.



#### Other Measures

Other measurements of student performance that factor into the accountability grade.



### Teacher Data

23.6

Teachers



86.3%

Experienced Teachers

0.0%

Provisional Teachers

99.4%

In-Field Teachers

## Detailed Assessment and Other Data

## Student Performance

The following information shows each level of student performance on statewide assessments.

## Math

Level 1		Level 2		Level 3		Level 4		Level 5	
State	7.0%	State	19.3%	State	27.3%	State	31.5%	State	15.0%
District	10.2%	District	24.4%	District	33.0%	District	26.4%	District	6.0%
School	0-10%	School	21-30%	School	31-40%	School	21-30%	School	0-10%
Minimal		Basic		Passing		Proficient		Advanced	

## English

Level 1		Level 2		Level 3		Level 4		Level 5	
State	8.6%	State	18.9%	State	31.3%	State	29.1%	State	12.1%
District	11.5%	District	22.7%	District	35.4%	District	23.5%	District	6.9%
School	10.5%	School	20.1%	School	32.9%	School	28.8%	School	7.8%
Minimal		Basic		Passing		Proficient		Advanced	

## Science

Level 1		Level 2		Level 3		Level 4		Level 5	
State	11.0%	State	12.4%	State	22.5%	State	34.7%	State	19.4%
District	13.0%	District	16.1%	District	26.0%	District	32.2%	District	12.7%
School	10.1%	School	14.5%	School	33.3%	School	29.0%	School	13.0%
Minimal		Basic		Passing		Proficient		Advanced	

## Student Assessment Participation



## Discipline



## Other Data



21.6%

Chronic Absenteeism



\$10,454.20

Per-Pupil Expenditure