



## Topeka Tilton Attendance Center

Lawrence County School District



853 Highway 27 South  
Monticello, MS 39654



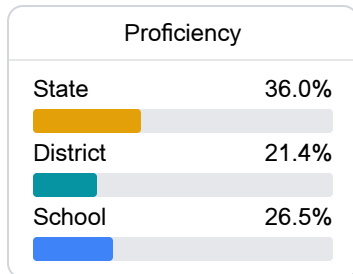
Al Felder  
[al.felder@lawcosd.org](mailto:al.felder@lawcosd.org)

### School Accountability Grade Components

Mississippi's accountability system assigns "A" through "F" letter grades for schools and districts. Grades are based on student achievement, student growth, student participation in testing, and other academic measures. COVID - 19 pandemic disruptions continue to be reflected in 2021 - 2022 accountability data, particularly growth data.

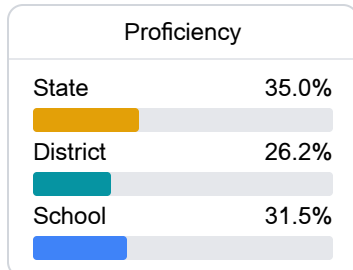
#### Math

Measurements of student performance on the statewide math assessment.



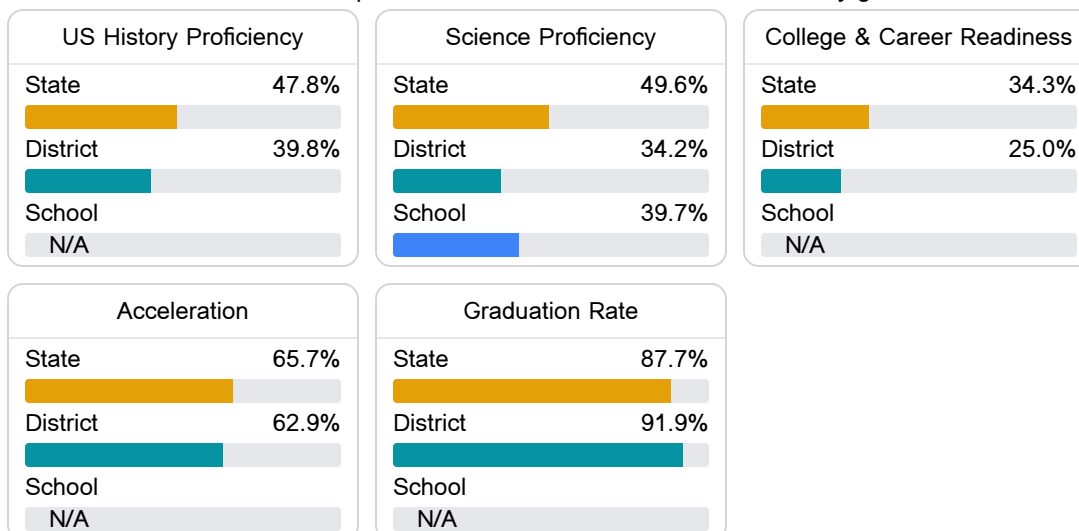
#### English

Measurements of student performance on the statewide English language arts (ELA) assessment.



#### Other Measures

Other measurements of student performance that factor into the accountability grade.



### Teacher Data

24.0

Teachers



86.6%

Experienced Teachers

0.0%

Provisional Teachers

95.1%

In-Field Teachers

## Detailed Assessment and Other Data

### Student Performance

The following information shows each level of student performance on statewide assessments.

#### Math

Level 1		Level 2		Level 3		Level 4		Level 5	
State	11.6%	State	24.2%	State	29.5%	State	24.8%	State	9.9%
District	11-20%	District	31-40%	District	31-40%	District	11-20%	District	0-10%
School	11-20%	School	21-30%	School	31-40%	School	21-30%	School	0-10%
Minimal		Basic		Passing		Proficient		Advanced	

#### English

Level 1		Level 2		Level 3		Level 4		Level 5	
State	10.8%	State	23.1%	State	31.8%	State	24.6%	State	9.7%
District	11.0%	District	29.0%	District	34.2%	District	20.4%	District	5.4%
School	8.8%	School	27.8%	School	31.3%	School	26.9%	School	5.3%
Minimal		Basic		Passing		Proficient		Advanced	

#### Science

Level 1		Level 2		Level 3		Level 4		Level 5	
State	13.8%	State	14.5%	State	23.4%	State	32.7%	State	15.7%
District	11-20%	District	21-30%	District	21-30%	District	21-30%	District	0-10%
School	0-10%	School	21-30%	School	21-30%	School	31-40%	School	0-10%
Minimal		Basic		Passing		Proficient		Advanced	

### Student Assessment Participation



### Discipline



\* Source: 2017-2018 Civil Rights Data Collection

### Other Data



9.8 %

Chronic Absenteeism



\$9,934.23

Per-Pupil Expenditure