



Lawrence County High School

Lawrence County School District



713 Thomas E. Jolly Dr.
Monticello, MS 39654



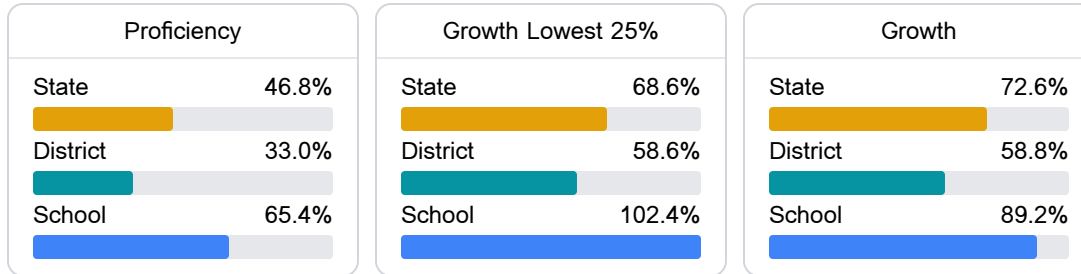
Tawanna Thornton
tawanna.thornton@lawcosd.org

School Accountability Grade Components

Mississippi's accountability system assigns "A" through "F" letter grades for schools and districts. Grades are based on student achievement, student growth, student participation in testing, and other academic measures. COVID - 19 pandemic disruptions continue to be reflected in 2021 - 2022 accountability data, particularly growth data.

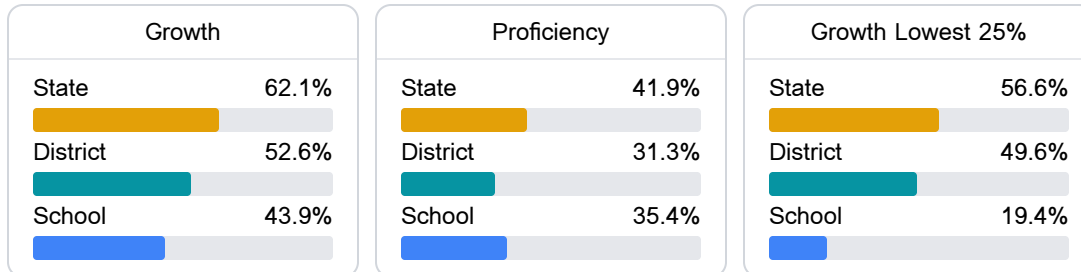
Math

Measurements of student performance on the statewide math assessment.



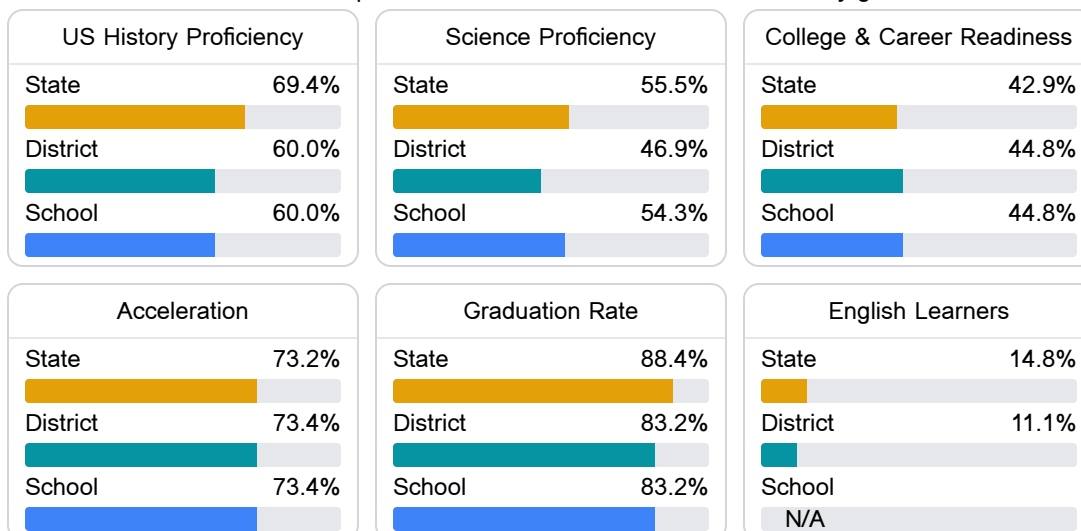
English

Measurements of student performance on the statewide English language arts (ELA) assessment.



Other Measures

Other measurements of student performance that factor into the accountability grade.



Teacher Data

36.9

Teachers



83.9%

Experienced Teachers

2.7%

Provisional Teachers

100.0%

In-Field Teachers

Detailed Assessment and Other Data

Student Performance

The following information shows each level of student performance on statewide assessments.

Math

Level 1		Level 2		Level 3		Level 4		Level 5	
State	7.0%	State	19.3%	State	27.3%	State	31.5%	State	15.0%
District	10.2%	District	24.4%	District	33.0%	District	26.4%	District	6.0%
School	0-10%	School	11-20%	School	11-20%	School	51-60%	School	0-10%
Minimal		Basic		Passing		Proficient		Advanced	

English

Level 1		Level 2		Level 3		Level 4		Level 5	
State	8.6%	State	18.9%	State	31.3%	State	29.1%	State	12.1%
District	11.5%	District	22.7%	District	35.4%	District	23.5%	District	6.9%
School	14.8%	School	20.3%	School	29.7%	School	25.8%	School	9.4%
Minimal		Basic		Passing		Proficient		Advanced	

Science

Level 1		Level 2		Level 3		Level 4		Level 5	
State	11.0%	State	12.4%	State	22.5%	State	34.7%	State	19.4%
District	13.0%	District	16.1%	District	26.0%	District	32.2%	District	12.7%
School	10.1%	School	17.2%	School	22.2%	School	33.3%	School	17.2%
Minimal		Basic		Passing		Proficient		Advanced	

Student Assessment Participation



Discipline



Other Data



51.8%

Chronic Absenteeism



\$11,764.18

Per-Pupil Expenditure



72.7%

Post-Secondary Enrollment



40.4%

Advanced Course Participation