



## Meridian Prek Academy

Meridian Public School District



3930 14th St  
Meridian, MS 39307



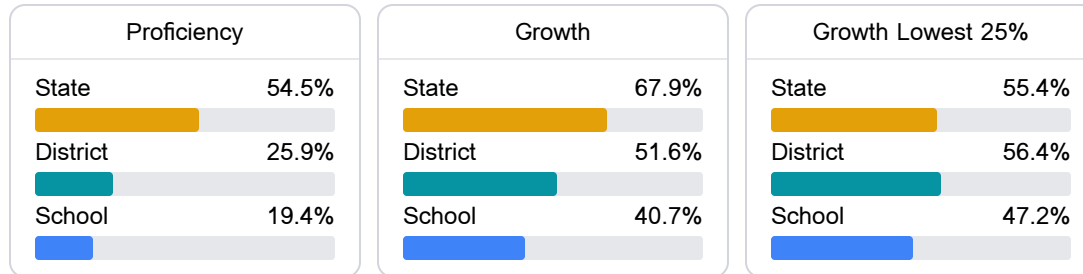
ANGEL HIBBLER  
[ahibbler@mpsdconnect.org](mailto:ahibbler@mpsdconnect.org)

### School Accountability Grade Components

Mississippi's accountability system assigns "A" through "F" letter grades for schools and districts. Grades are based on student achievement, student growth, student participation in testing, and other academic measures.

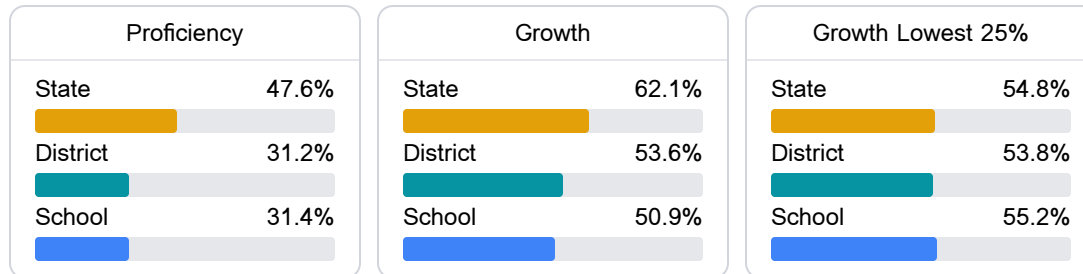
#### Math

Measurements of student performance on the statewide math assessment.



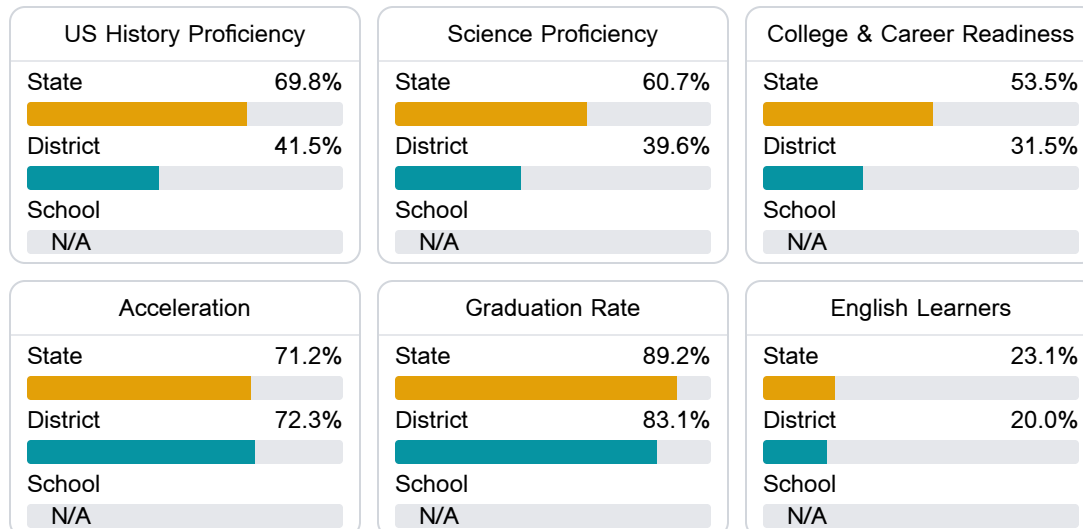
#### English

Measurements of student performance on the statewide English language arts (ELA) assessment.



#### Other Measures

Other measurements of student performance that factor into the accountability grade.



Detailed Assessment and Other Data

Other Data

Student Performance

The following information shows each level of student performance on statewide assessments.

Math

Level 1		Level 2		Level 3		Level 4		Level 5	
State	0-10%	State	11-20%	State	21-30%	State	31-40%	State	11-20%
<div><div></div></div>		<div><div></div></div>		<div><div></div></div>		<div><div></div></div>		<div><div></div></div>	
District	0-10%	District	21-30%	District	41-50%	District	11-20%	District	0-10%
<div><div></div></div>		<div><div></div></div>		<div><div></div></div>		<div><div></div></div>		<div><div></div></div>	
School		School		School		School		School	
N/A		N/A		N/A		N/A		N/A	
Minimal		Basic		Passing		Proficient		Advanced	

English

Level 1		Level 2		Level 3		Level 4		Level 5	
State	8.8%	State	16.5%	State	29.4%	State	29.5%	State	15.9%
<div><div></div></div>		<div><div></div></div>		<div><div></div></div>		<div><div></div></div>		<div><div></div></div>	
District	17.0%	District	24.4%	District	32.4%	District	20.4%	District	5.8%
<div><div></div></div>		<div><div></div></div>		<div><div></div></div>		<div><div></div></div>		<div><div></div></div>	
School		School		School		School		School	
N/A		N/A		N/A		N/A		N/A	
Minimal		Basic		Passing		Proficient		Advanced	

Science

Level 1		Level 2		Level 3		Level 4		Level 5	
State	12.3%	State	11.8%	State	20.1%	State	33.9%	State	21.9%
<div><div></div></div>		<div><div></div></div>		<div><div></div></div>		<div><div></div></div>		<div><div></div></div>	
District	26.8%	District	19.4%	District	24.7%	District	23.1%	District	6.1%
<div><div></div></div>		<div><div></div></div>		<div><div></div></div>		<div><div></div></div>		<div><div></div></div>	
School		School		School		School		School	
N/A		N/A		N/A		N/A		N/A	
Minimal		Basic		Passing		Proficient		Advanced	