



## Meridian Prekindergarten Academy

Meridian Public School District



3930 14th St  
Meridian, MS 39307



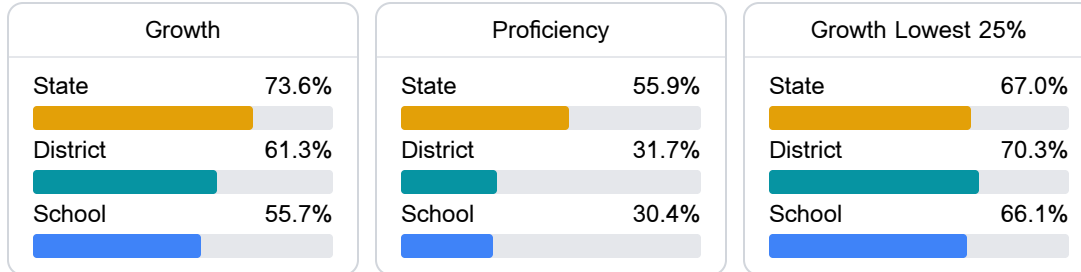
Pamela Hudson  
phudson@mpsdconnect.org

### School Accountability Grade Components

Mississippi's accountability system assigns "A" through "F" letter grades for schools and districts. Grades are based on student achievement, student growth, student participation in testing, and other academic measures.

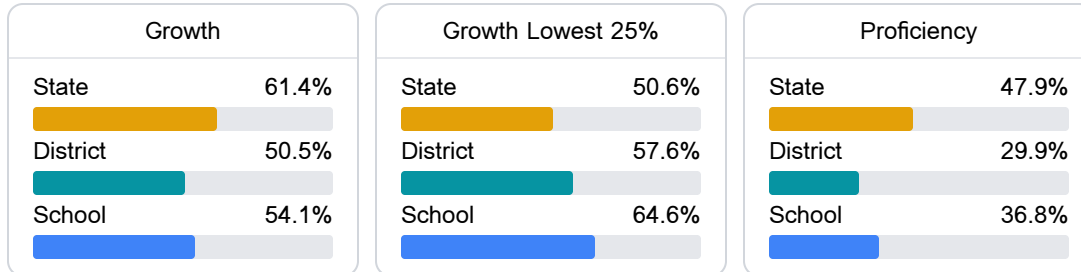
#### Math

Measurements of student performance on the statewide math assessment.



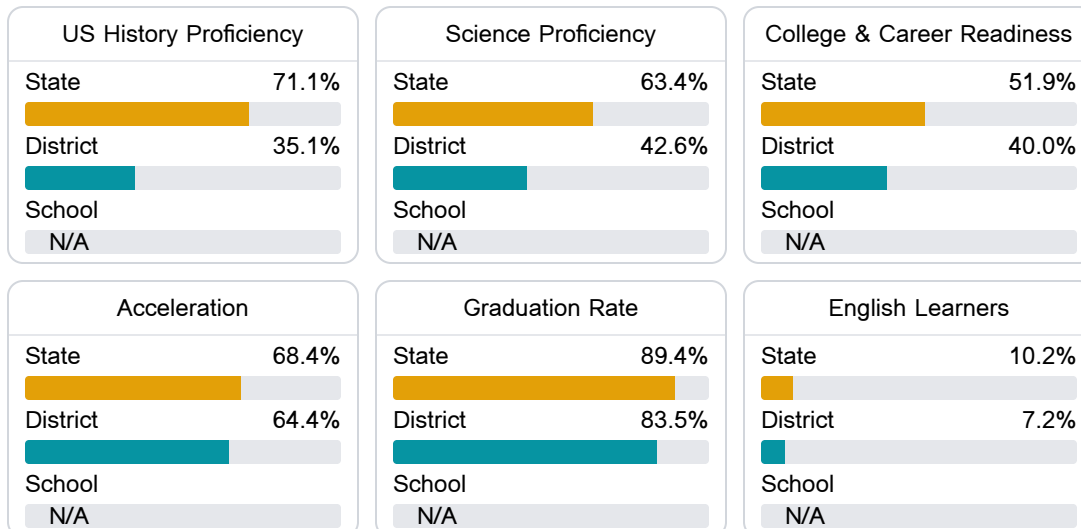
#### English

Measurements of student performance on the statewide English language arts (ELA) assessment.



#### Other Measures

Other measurements of student performance that factor into the accountability grade.



### Teacher Data

9.5

Teachers



88.7%

Experienced Teachers

0.0%

Provisional Teachers

74.7%

In-Field Teachers

Detailed Assessment and Other Data

Student Performance

The following information shows each level of student performance on statewide assessments.

Math

| Level 1                |       | Level 2                |        | Level 3                |        | Level 4                |        | Level 5                |        |
|------------------------|-------|------------------------|--------|------------------------|--------|------------------------|--------|------------------------|--------|
| State                  | 0-10% | State                  | 11-20% | State                  | 21-30% | State                  | 31-40% | State                  | 11-20% |
| <div><div></div></div> |       | <div><div></div></div> |        | <div><div></div></div> |        | <div><div></div></div> |        | <div><div></div></div> |        |
| District               | 6.2%  | District               | 28.7%  | District               | 36.9%  | District               | 23.0%  | District               | 5.2%   |
| <div><div></div></div> |       | <div><div></div></div> |        | <div><div></div></div> |        | <div><div></div></div> |        | <div><div></div></div> |        |
| School                 |       | School                 |        | School                 |        | School                 |        | School                 |        |
| N/A                    |       | N/A                    |        | N/A                    |        | N/A                    |        | N/A                    |        |
| Minimal                |       | Basic                  |        | Passing                |        | Proficient             |        | Advanced               |        |


English

| Level 1                |       | Level 2                |       | Level 3                |       | Level 4                |       | Level 5                |       |
|------------------------|-------|------------------------|-------|------------------------|-------|------------------------|-------|------------------------|-------|
| State                  | 9.1%  | State                  | 17.9% | State                  | 27.3% | State                  | 28.8% | State                  | 16.9% |
| <div><div></div></div> |       | <div><div></div></div> |       | <div><div></div></div> |       | <div><div></div></div> |       | <div><div></div></div> |       |
| District               | 15.6% | District               | 26.7% | District               | 31.5% | District               | 20.0% | District               | 6.3%  |
| <div><div></div></div> |       | <div><div></div></div> |       | <div><div></div></div> |       | <div><div></div></div> |       | <div><div></div></div> |       |
| School                 |       | School                 |       | School                 |       | School                 |       | School                 |       |
| N/A                    |       | N/A                    |       | N/A                    |       | N/A                    |       | N/A                    |       |
| Minimal                |       | Basic                  |       | Passing                |       | Proficient             |       | Advanced               |       |

Science

| Level 1                |       | Level 2                |       | Level 3                |       | Level 4                |       | Level 5                |       |
|------------------------|-------|------------------------|-------|------------------------|-------|------------------------|-------|------------------------|-------|
| State                  | 11.2% | State                  | 11.0% | State                  | 19.5% | State                  | 34.8% | State                  | 23.5% |
| <div><div></div></div> |       | <div><div></div></div> |       | <div><div></div></div> |       | <div><div></div></div> |       | <div><div></div></div> |       |
| District               | 27.2% | District               | 17.1% | District               | 21.2% | District               | 27.0% | District               | 7.5%  |
| <div><div></div></div> |       | <div><div></div></div> |       | <div><div></div></div> |       | <div><div></div></div> |       | <div><div></div></div> |       |
| School                 |       | School                 |       | School                 |       | School                 |       | School                 |       |
| N/A                    |       | N/A                    |       | N/A                    |       | N/A                    |       | N/A                    |       |
| Minimal                |       | Basic                  |       | Passing                |       | Proficient             |       | Advanced               |       |

Discipline



Other Data



35.4 %

Chronic Absenteeism



\$7,594.18

Per-Pupil Expenditure