



## Poplar Springs Elementary School

Meridian Public School District



4101 27th Avenue  
Meridian, MS 39305



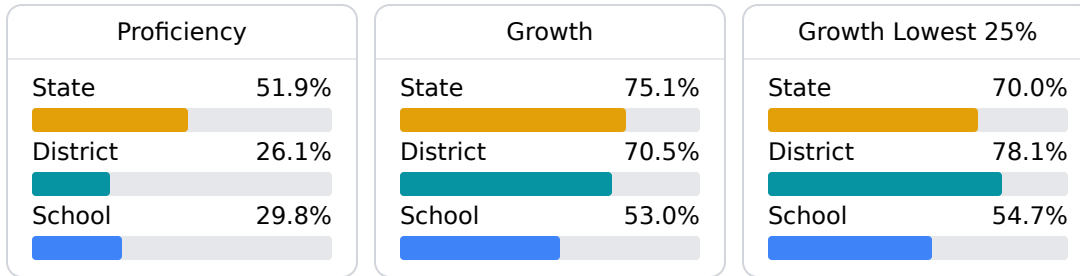
Yolanda Davis  
ydavis@mpsdk12.net

### School Accountability Grade Components

Mississippi's accountability system assigns "A" through "F" letter grades for schools and districts. Grades are based on student achievement, student growth, student participation in testing, and other academic measures.

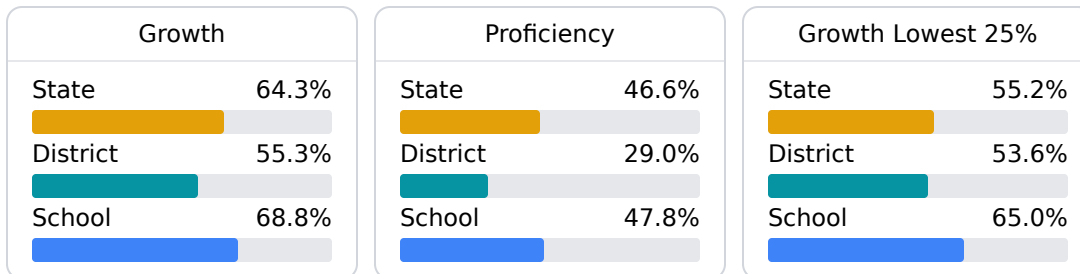
#### Math

Measurements of student performance on the statewide math assessment.



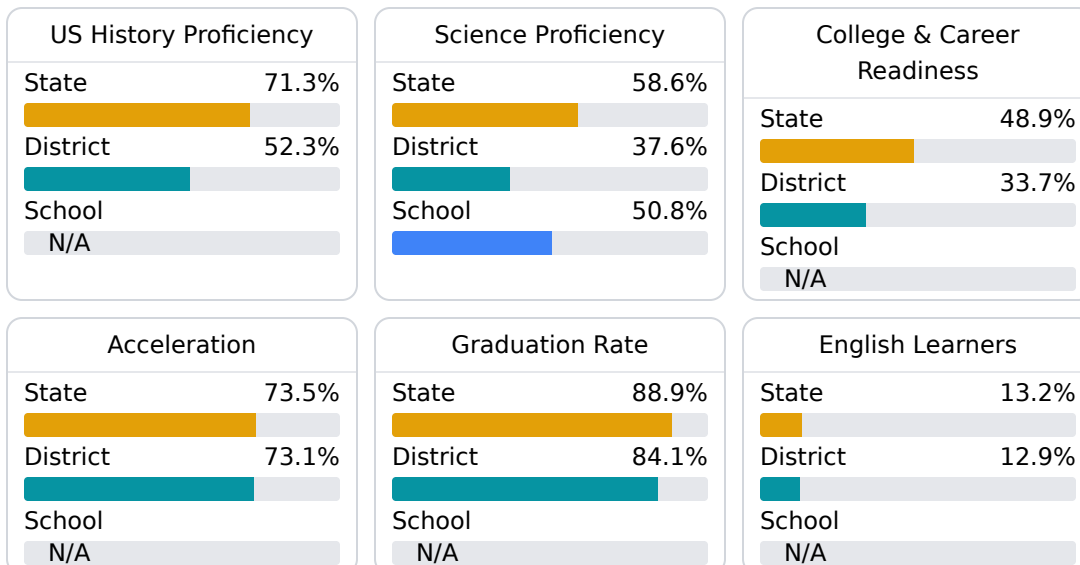
#### English

Measurements of student performance on the statewide English language arts (ELA) assessment.



#### Other Measures

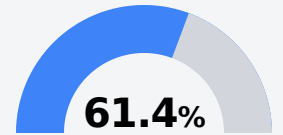
Other measurements of student performance that factor into the accountability grade.



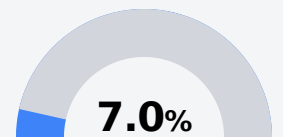
### Teacher Data

28.5

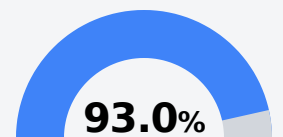
Teachers



Experienced Teachers



Provisional Teachers



In-Field Teachers

## Detailed Assessment and Other Data

### Student Performance

The following information shows each level of student performance on statewide assessments.

#### Math

Level 1	Level 2	Level 3	Level 4	Level 5
State 0-10%	State 11-20%	State 21-30%	State 31-40%	State 11-20%
District 0-10%	District 21-30%	District 31-40%	District 11-20%	District 0-10%
School 8.5%	School 21.8%	School 41.0%	School 20.2%	School 8.5%
Minimal	Basic	Passing	Proficient	Advanced

#### English

Level 1	Level 2	Level 3	Level 4	Level 5
State 8.3%	State 17.0%	State 29.7%	State 29.3%	State 15.7%
District 11-20%	District 21-30%	District 31-40%	District 21-30%	District 0-10%
School 9.6%	School 14.4%	School 29.8%	School 36.7%	School 9.6%
Minimal	Basic	Passing	Proficient	Advanced

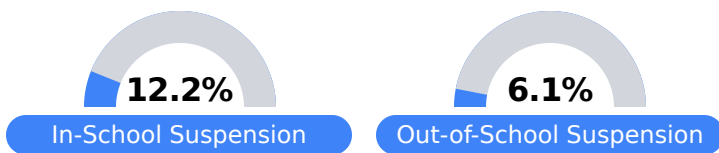
#### Science

Level 1	Level 2	Level 3	Level 4	Level 5
State 11.4%	State 11.9%	State 20.8%	State 33.6%	State 22.3%
District 24.3%	District 18.5%	District 24.8%	District 24.0%	District 8.5%
School 16.1%	School 11.3%	School 24.2%	School 30.7%	School 17.7%
Minimal	Basic	Passing	Proficient	Advanced

### Student Assessment Participation



### Discipline



### Other Data



**20.1%**

Chronic Absenteeism



**\$12,059.20**

Per-Pupil Expenditure