



## Poplar Springs Elementary School

Meridian Public School District



4101 27th Avenue  
Meridian, MS 39305



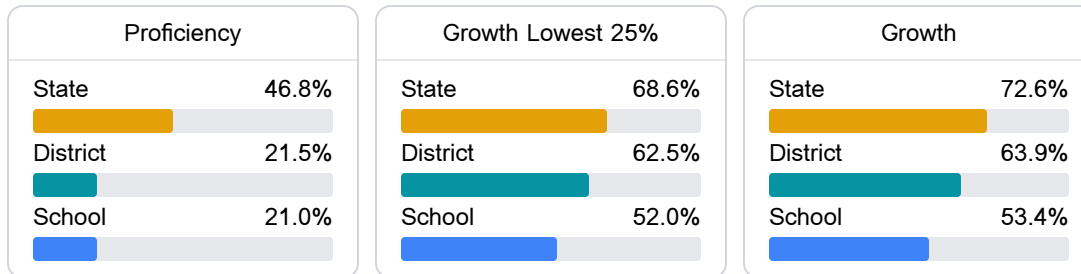
Yolanda Davis  
ydavis@mpsdk12.net

### School Accountability Grade Components

Mississippi's accountability system assigns "A" through "F" letter grades for schools and districts. Grades are based on student achievement, student growth, student participation in testing, and other academic measures. COVID - 19 pandemic disruptions continue to be reflected in 2021 - 2022 accountability data, particularly growth data.

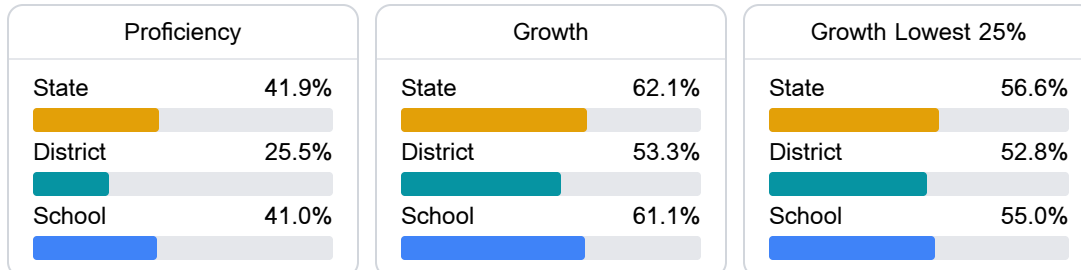
#### Math

Measurements of student performance on the statewide math assessment.



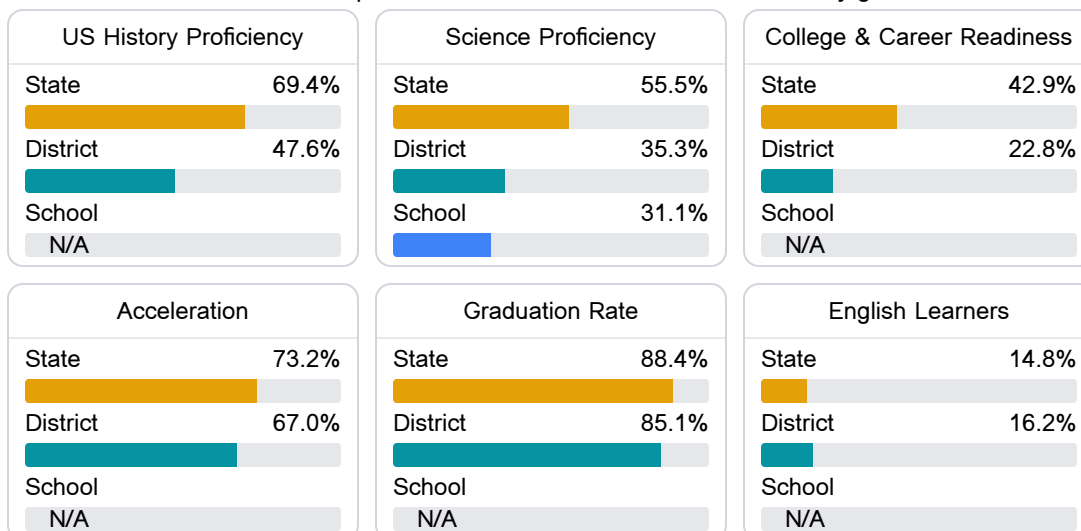
#### English

Measurements of student performance on the statewide English language arts (ELA) assessment.



#### Other Measures

Other measurements of student performance that factor into the accountability grade.



### Teacher Data

28.7

Teachers



58.1%

Experienced Teachers

3.5%

Provisional Teachers

97.7%

In-Field Teachers

## Detailed Assessment and Other Data

## Student Performance

The following information shows each level of student performance on statewide assessments.

## Math

Level 1		Level 2		Level 3		Level 4		Level 5	
State	7.0%	State	19.3%	State	27.3%	State	31.5%	State	15.0%
District	11-20%	District	31-40%	District	21-30%	District	11-20%	District	0-10%
School	11-20%	School	21-30%	School	31-40%	School	11-20%	School	0-10%
Minimal		Basic		Passing		Proficient		Advanced	

## English

Level 1		Level 2		Level 3		Level 4		Level 5	
State	8.6%	State	18.9%	State	31.3%	State	29.1%	State	12.1%
District	11-20%	District	21-30%	District	31-40%	District	11-20%	District	0-10%
School	11-20%	School	21-30%	School	21-30%	School	31-40%	School	0-10%
Minimal		Basic		Passing		Proficient		Advanced	

## Science

Level 1		Level 2		Level 3		Level 4		Level 5	
State	11.0%	State	12.4%	State	22.5%	State	34.7%	State	19.4%
District	20.8%	District	18.4%	District	28.9%	District	26.2%	District	5.8%
School	21-30%	School	11-20%	School	21-30%	School	21-30%	School	0-10%
Minimal		Basic		Passing		Proficient		Advanced	

## Student Assessment Participation



## Discipline



## Other Data



12.8%

Chronic Absenteeism



\$10,157.35

Per-Pupil Expenditure