

Parkview Elementary School

Meridian Public School District



1225 26TH STREET
Meridian, MS 39305



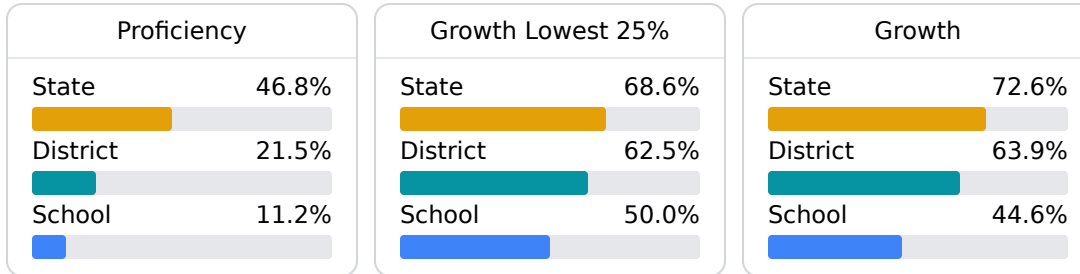
Shannon Thomas
sthomas@mpsd12.net

School Accountability Grade Components

Mississippi's accountability system assigns "A" through "F" letter grades for schools and districts. Grades are based on student achievement, student growth, student participation in testing, and other academic measures. COVID - 19 pandemic disruptions continue to be reflected in 2021 - 2022 accountability data, particularly growth data.

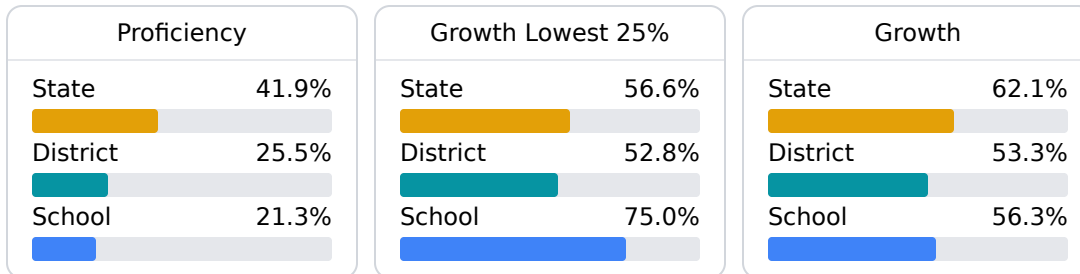
Math

Measurements of student performance on the statewide math assessment.



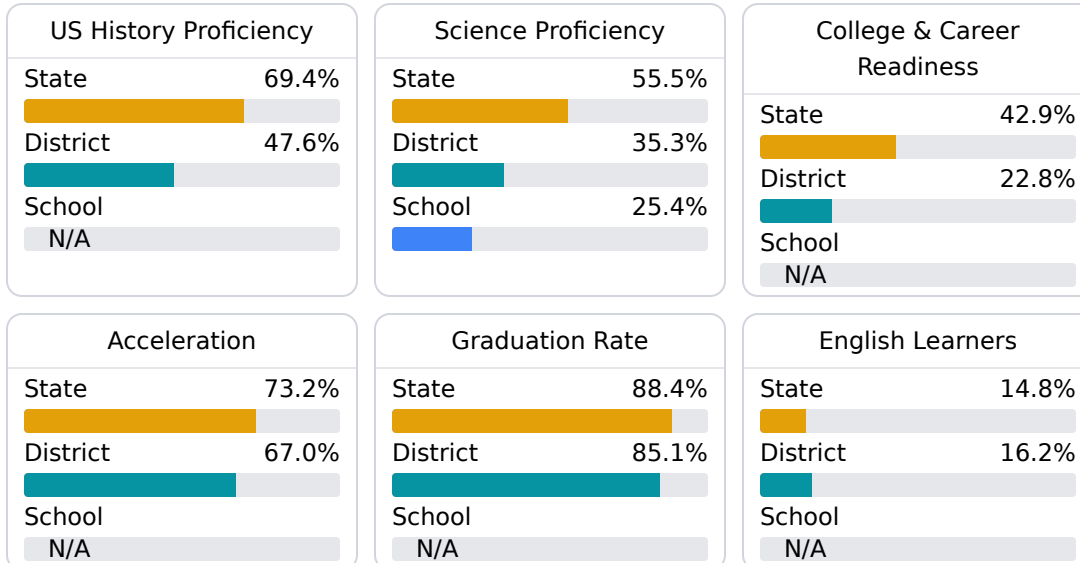
English

Measurements of student performance on the statewide English language arts (ELA) assessment.



Other Measures

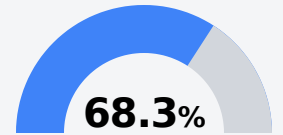
Other measurements of student performance that factor into the accountability grade.



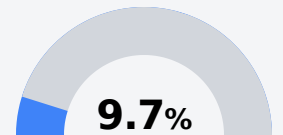
Teacher Data

30.9

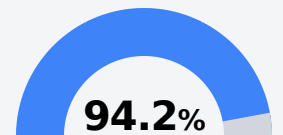
Teachers



Experienced Teachers



Provisional Teachers



In-Field Teachers

Detailed Assessment and Other Data

Student Performance

The following information shows each level of student performance on statewide assessments.

Math

Level 1	Level 2	Level 3	Level 4	Level 5
State 7.0%	State 19.3%	State 27.3%	State 31.5%	State 15.0%
District 11-20%	District 31-40%	District 21-30%	District 11-20%	District 0-10%
School 21-30%	School 31-40%	School 21-30%	School 0-10%	School 0-10%
Minimal	Basic	Passing	Proficient	Advanced

English

Level 1	Level 2	Level 3	Level 4	Level 5
State 8.6%	State 18.9%	State 31.3%	State 29.1%	State 12.1%
District 11-20%	District 21-30%	District 31-40%	District 11-20%	District 0-10%
School 11-20%	School 31-40%	School 21-30%	School 11-20%	School 0-10%
Minimal	Basic	Passing	Proficient	Advanced

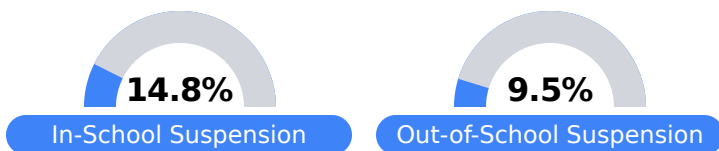
Science

Level 1	Level 2	Level 3	Level 4	Level 5
State 11.0%	State 12.4%	State 22.5%	State 34.7%	State 19.4%
District 20.8%	District 18.4%	District 28.9%	District 26.2%	District 5.8%
School 21-30%	School 21-30%	School 31-40%	School 11-20%	School 0-10%
Minimal	Basic	Passing	Proficient	Advanced

Student Assessment Participation



Discipline



Other Data



37.1%

Chronic Absenteeism



\$10,329.22

Per-Pupil Expenditure