



Northwest Junior High School

Meridian Public School District



4400 32nd Street
Meridian, MS 39307



FREDERICK DELK
fdelk@mpsdconnect.org

School Accountability Grade Components

Mississippi's accountability system assigns "A" through "F" letter grades for schools and districts. Grades are based on student achievement, student growth, student participation in testing, and other academic measures.

Math

Measurements of student performance on the statewide math assessment.

Proficiency		Growth		Growth Lowest 25%	
State	51.9%	State	75.1%	State	70.0%
District	26.1%	District	70.5%	District	78.1%
School	20.8%	School	57.3%	School	69.1%

English

Measurements of student performance on the statewide English language arts (ELA) assessment.

Proficiency		Growth		Growth Lowest 25%	
State	46.6%	State	64.3%	State	55.2%
District	29.0%	District	55.3%	District	53.6%
School	20.8%	School	39.6%	School	34.0%

Other Measures

Other measurements of student performance that factor into the accountability grade.

US History Proficiency		Science Proficiency		College & Career Readiness	
State	71.3%	State	58.6%	State	48.9%
District	52.3%	District	37.6%	District	33.7%
School	N/A	School	37.8%	School	N/A

Acceleration		Graduation Rate		English Learners	
State	73.5%	State	88.9%	State	13.2%
District	73.1%	District	84.1%	District	12.9%
School	N/A	School	N/A	School	N/A

Teacher Data

38.1

Teachers



47.3%

Experienced Teachers

7.1%

Provisional Teachers

92.9%

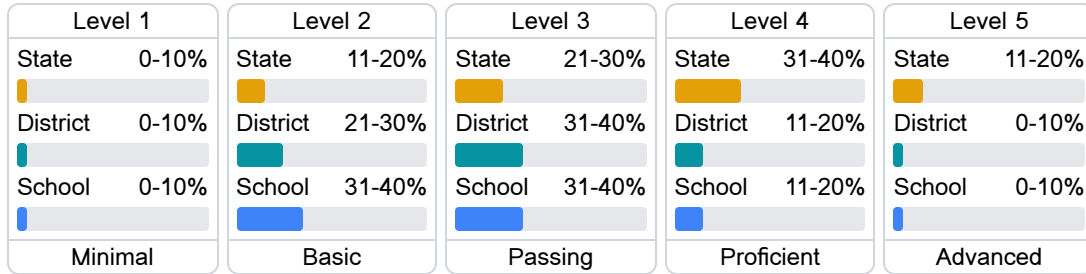
In-Field Teachers

Detailed Assessment and Other Data

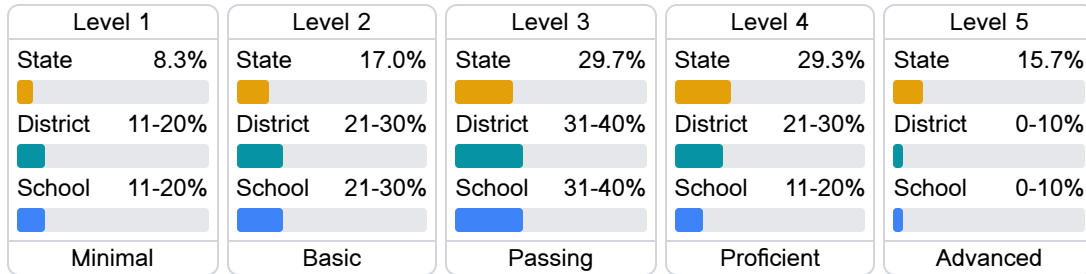
Student Performance

The following information shows each level of student performance on statewide assessments.

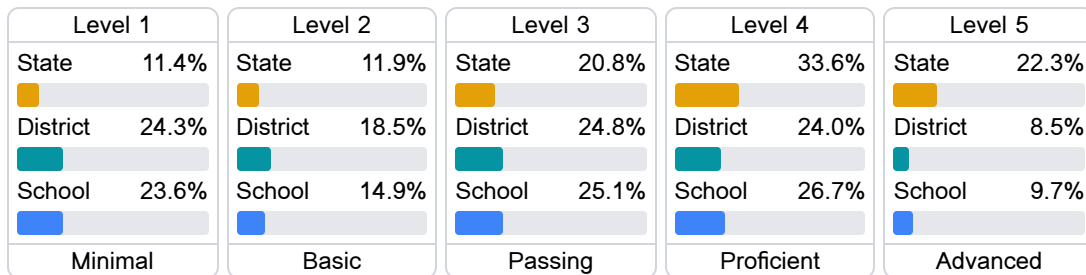
Math



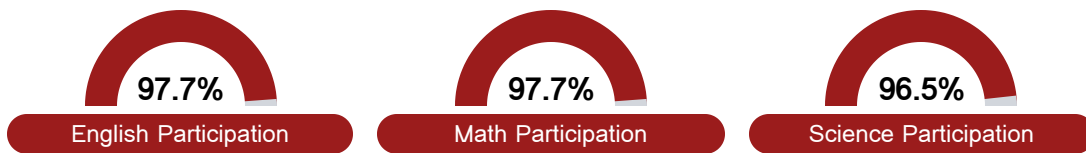
English



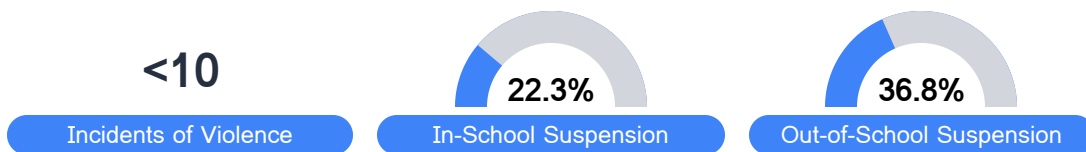
Science



Student Assessment Participation



Discipline



Other Data



24.6 %

Chronic Absenteeism



\$11,281.87

Per-Pupil Expenditure