



Meridian High School

Meridian Public School District



2320 32nd Street
Meridian, MS 39305



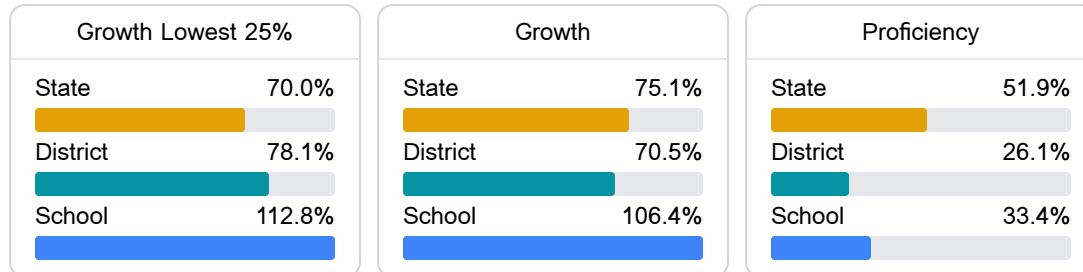
Angela McQuarley
amcquarley@mpsdk12.net

School Accountability Grade Components

Mississippi's accountability system assigns "A" through "F" letter grades for schools and districts. Grades are based on student achievement, student growth, student participation in testing, and other academic measures.

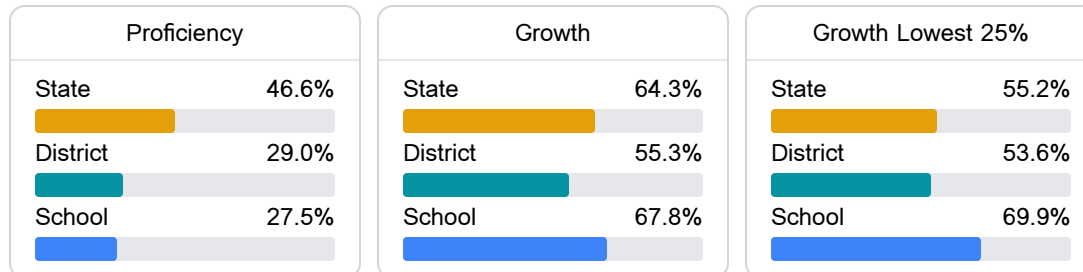
Math

Measurements of student performance on the statewide math assessment.



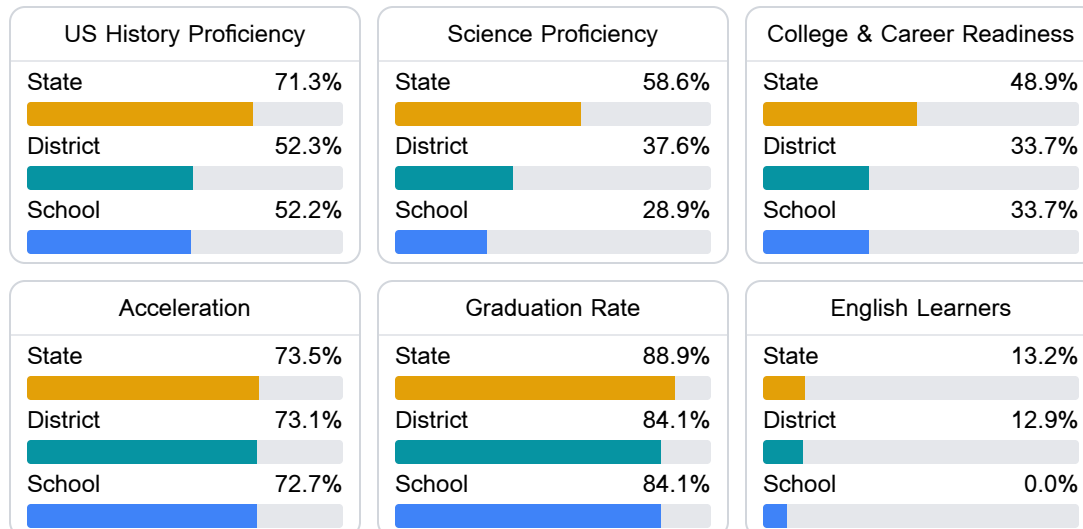
English

Measurements of student performance on the statewide English language arts (ELA) assessment.



Other Measures

Other measurements of student performance that factor into the accountability grade.



Teacher Data

92.6

Teachers



62.9%

Experienced Teachers

9.1%

Provisional Teachers

91.0%

In-Field Teachers

Detailed Assessment and Other Data

Student Performance

The following information shows each level of student performance on statewide assessments.

Math

Level 1		Level 2		Level 3		Level 4		Level 5	
State	0-10%	State	11-20%	State	21-30%	State	31-40%	State	11-20%
District	0-10%	District	21-30%	District	31-40%	District	11-20%	District	0-10%
School	0-10%	School	11-20%	School	41-50%	School	31-40%	School	0-10%
Minimal		Basic		Passing		Proficient		Advanced	

English

Level 1		Level 2		Level 3		Level 4		Level 5	
State	8.3%	State	17.0%	State	29.7%	State	29.3%	State	15.7%
District	11-20%	District	21-30%	District	31-40%	District	21-30%	District	0-10%
School	17.2%	School	33.9%	School	27.6%	School	16.1%	School	5.2%
Minimal		Basic		Passing		Proficient		Advanced	

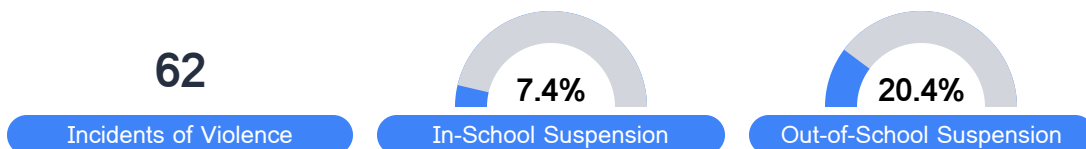
Science

Level 1		Level 2		Level 3		Level 4		Level 5	
State	11.4%	State	11.9%	State	20.8%	State	33.6%	State	22.3%
District	24.3%	District	18.5%	District	24.8%	District	24.0%	District	8.5%
School	31-40%	School	21-30%	School	21-30%	School	11-20%	School	0-10%
Minimal		Basic		Passing		Proficient		Advanced	

Student Assessment Participation



Discipline



Other Data



50.1 %

Chronic Absenteeism



\$16,278.10

Per-Pupil Expenditure



56.5 %

Post-Secondary Enrollment



54.9%

Advanced Course Participation