



## Meridian High School

Meridian Public School District



2320 32nd Street  
Meridian, MS 39305



Angela McQuarley  
amcquarley@mpsdk12.net

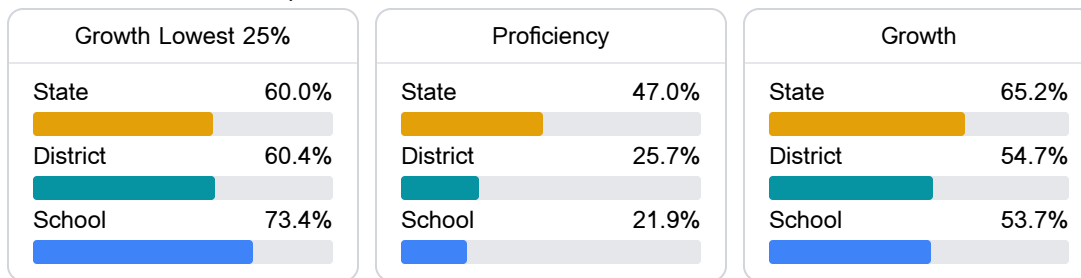
Identified for **Targeted Support and Improvement**

### School Accountability Grade Components

Mississippi's accountability system assigns "A" through "F" letter grades for schools and districts. Grades are based on student achievement, student growth, student participation in testing, and other academic measures.

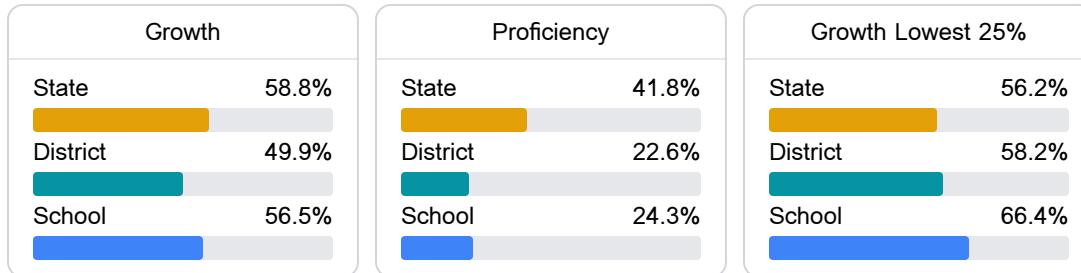
#### Math

Measurements of student performance on the statewide math assessment.



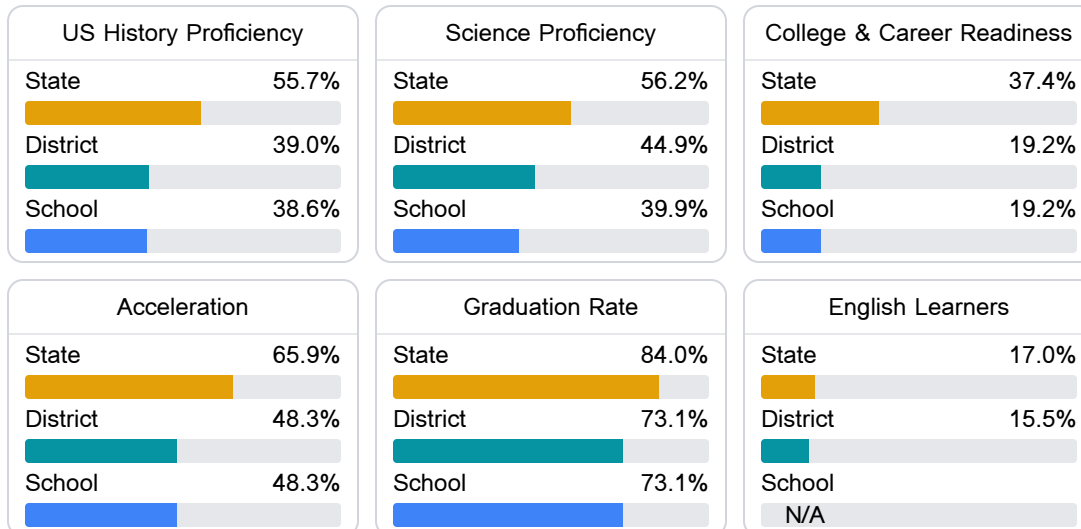
#### English

Measurements of student performance on the statewide English language arts (ELA) assessment.



#### Other Measures

Other measurements of student performance that factor into the accountability grade.



### Teacher Data

97.3

Teachers



65.0%

Experienced Teachers

10.8%

Provisional Teachers

94.6%

In-Field Teachers

## Detailed Assessment and Other Data

## Student Performance

The following information shows each level of student performance on statewide assessments.

## Math

Level 1		Level 2		Level 3		Level 4		Level 5	
State	5.6%	State	17.7%	State	31.2%	State	31.3%	State	14.1%
District	11-20%	District	21-30%	District	31-40%	District	11-20%	District	0-10%
School	0-10%	School	31-40%	School	31-40%	School	11-20%	School	0-10%
Minimal		Basic		Passing		Proficient		Advanced	

## English

Level 1		Level 2		Level 3		Level 4		Level 5	
State	6.8%	State	19.6%	State	33.5%	State	28.9%	State	11.2%
District	11-20%	District	31-40%	District	31-40%	District	11-20%	District	0-10%
School	21-30%	School	31-40%	School	21-30%	School	11-20%	School	0-10%
Minimal		Basic		Passing		Proficient		Advanced	

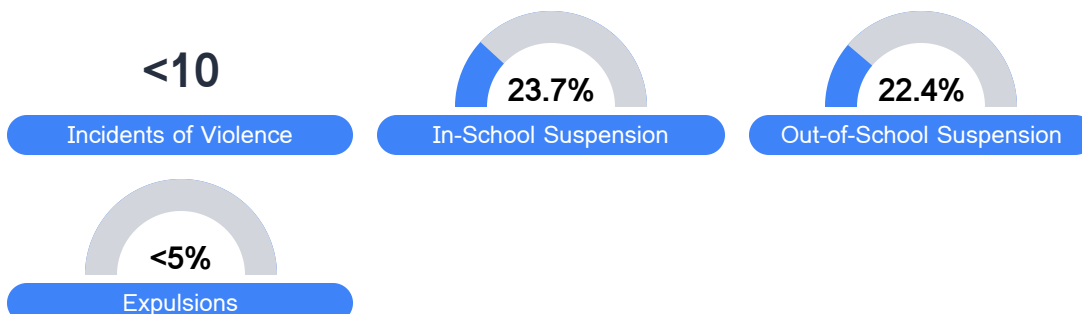
## Science

Level 1		Level 2		Level 3		Level 4		Level 5	
State	10.3%	State	13.6%	State	23.4%	State	36.0%	State	16.7%
District	19.8%	District	22.8%	District	25.8%	District	25.1%	District	6.6%
School	21-30%	School	21-30%	School	21-30%	School	11-20%	School	0-10%
Minimal		Basic		Passing		Proficient		Advanced	

## Student Assessment Participation



## Discipline



\* Source: 2017-2018 Civil Rights Data Collection

## Other Data



29.2 %

Chronic Absenteeism



\$12,051.89

Per-Pupil Expenditure



71.0 %

Post-Secondary Enrollment



38.0%

Advanced Course Participation