



## Carver Elementary School

Meridian Public School District



900 44th Ave  
Meridian, MS 39307



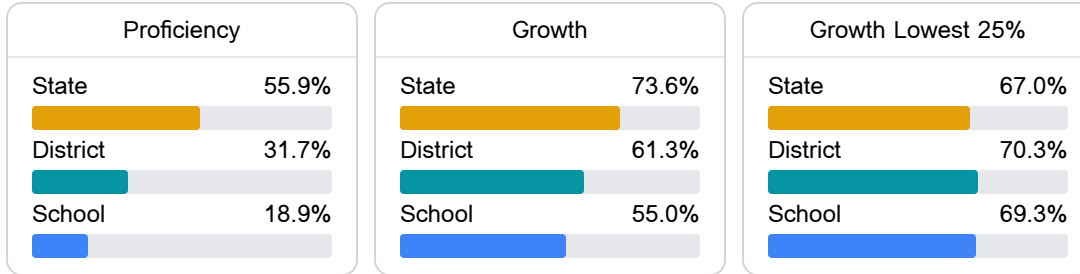
AMANDA SHADWICK  
ashadwick@mpsdcconnect.org

### School Accountability Grade Components

Mississippi's accountability system assigns "A" through "F" letter grades for schools and districts. Grades are based on student achievement, student growth, student participation in testing, and other academic measures.

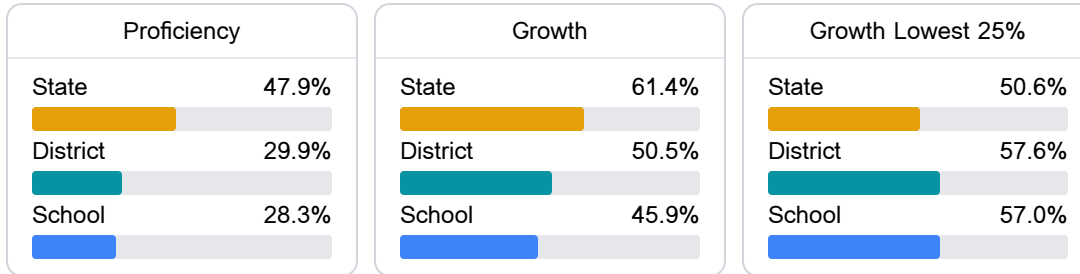
#### Math

Measurements of student performance on the statewide math assessment.



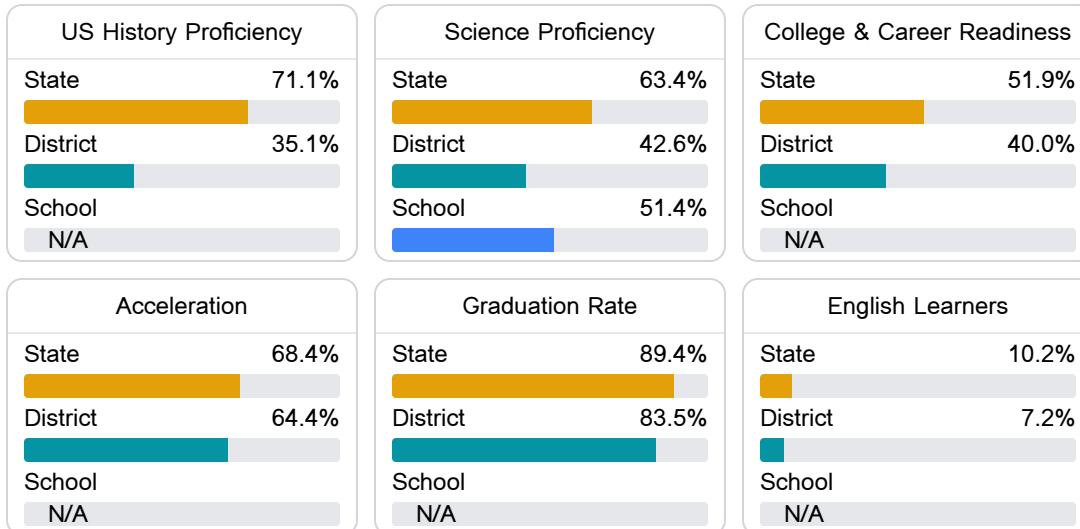
#### English

Measurements of student performance on the statewide English language arts (ELA) assessment.



#### Other Measures

Other measurements of student performance that factor into the accountability grade.



### Teacher Data

32.6

Teachers



68.2%

Experienced Teachers

7.3%

Provisional Teachers

89.6%

In-Field Teachers

## Detailed Assessment and Other Data

### Student Performance

The following information shows each level of student performance on statewide assessments.

#### Math

Level 1		Level 2		Level 3		Level 4		Level 5	
State	0-10%	State	11-20%	State	21-30%	State	31-40%	State	11-20%
District	6.2%	District	28.7%	District	36.9%	District	23.0%	District	5.2%
School	11-20%	School	21-30%	School	31-40%	School	11-20%	School	0-10%
Minimal		Basic		Passing		Proficient		Advanced	

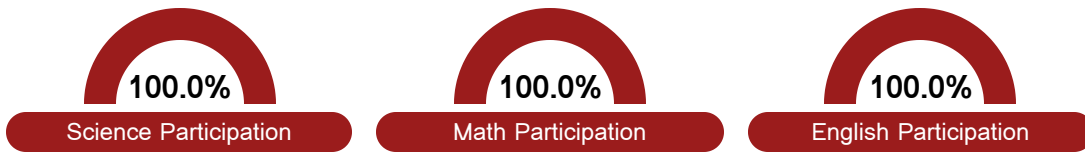
#### English

Level 1		Level 2		Level 3		Level 4		Level 5	
State	9.1%	State	17.9%	State	27.3%	State	28.8%	State	16.9%
District	15.6%	District	26.7%	District	31.5%	District	20.0%	District	6.3%
School	11-20%	School	21-30%	School	31-40%	School	21-30%	School	0-10%
Minimal		Basic		Passing		Proficient		Advanced	

#### Science

Level 1		Level 2		Level 3		Level 4		Level 5	
State	11.2%	State	11.0%	State	19.5%	State	34.8%	State	23.5%
District	27.2%	District	17.1%	District	21.2%	District	27.0%	District	7.5%
School	5.1%	School	15.2%	School	29.1%	School	36.7%	School	13.9%
Minimal		Basic		Passing		Proficient		Advanced	

### Student Assessment Participation



### Discipline



### Other Data



28.1%

Chronic Absenteeism



\$6,879.75

Per-Pupil Expenditure