



## West Lauderdale High School

Lauderdale County School District



9916 West Lauderdale Road  
Collinsville, MS 39325



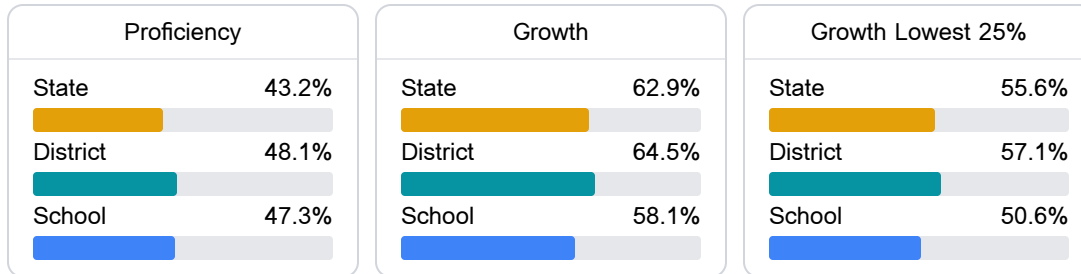
Shane Rodgers  
srodgers@lauderdale.k12.ms.us

### School Accountability Grade Components

Mississippi's accountability system assigns "A" through "F" letter grades for schools and districts. Grades are based on student achievement, student growth, student participation in testing, and other academic measures.

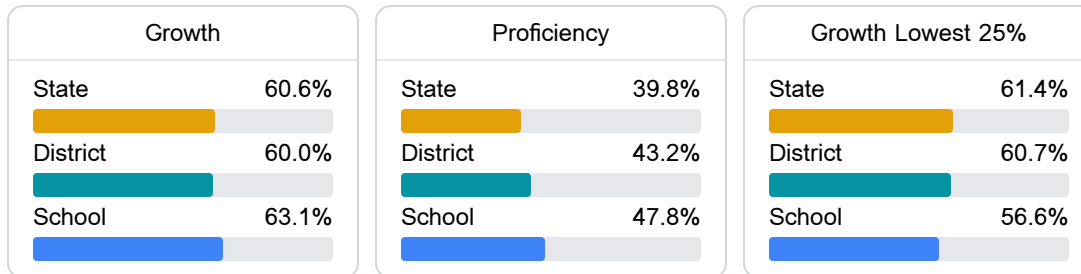
#### Math

Measurements of student performance on the statewide math assessment.



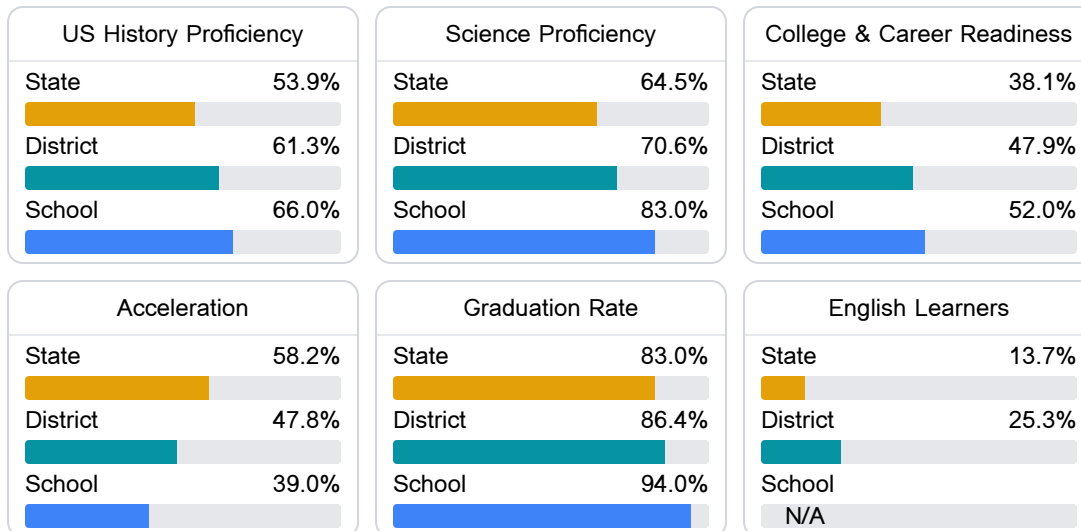
#### English

Measurements of student performance on the statewide English language arts (ELA) assessment.



#### Other Measures

Other measurements of student performance that factor into the accountability grade.



### Teacher Data

38.9

Teachers



92.5%

Experienced Teachers

2.4%

Provisional Teachers

91.7%

In-Field Teachers

## Detailed Assessment and Other Data

## Student Performance

The following information shows each level of student performance on statewide assessments.

## Math

Level 1		Level 2		Level 3		Level 4		Level 5	
State	6.8%	State	20.9%	State	30.5%	State	29.9%	State	11.9%
District	0-10%	District	11-20%	District	21-30%	District	31-40%	District	11-20%
School	0-10%	School	0-10%	School	31-40%	School	41-50%	School	0-10%
Minimal		Basic		Passing		Proficient		Advanced	

## English

Level 1		Level 2		Level 3		Level 4		Level 5	
State	7.4%	State	20.4%	State	33.7%	State	29.0%	State	9.4%
District	5.2%	District	18.5%	District	34.2%	District	31.3%	District	10.8%
School	6.8%	School	17.5%	School	33.3%	School	26.6%	School	15.8%
Minimal		Basic		Passing		Proficient		Advanced	

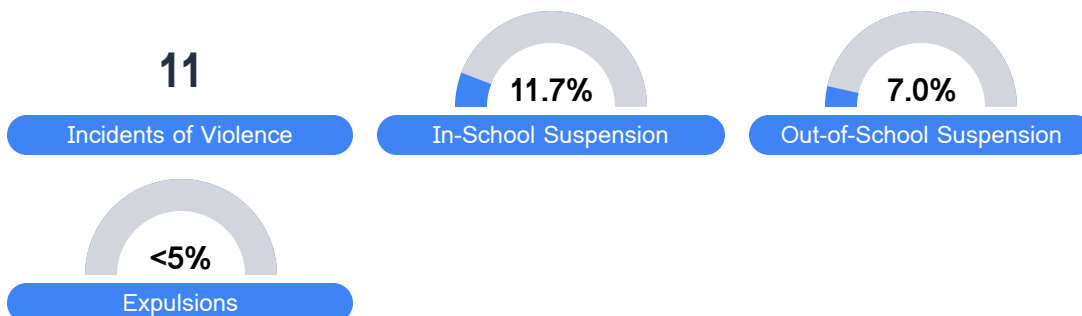
## Science

Level 1		Level 2		Level 3		Level 4	
State	13.6%	State	24.0%	State	20.7%	State	20.7%
District	7.9%	District	21.6%	District	23.5%	District	23.5%
School	0-10%	School	11-20%	School	21-30%	School	21-30%
Minimal		Basic		Proficient		Advanced	

## Student Assessment Participation



## Discipline



\* Source: 2017-2018 Civil Rights Data Collection

## Other Data



23.1 %

Chronic Absenteeism



\$7,536.84

Per-Pupil Expenditure



83.3 %

Post-Secondary Enrollment



44.5%

Advanced Course Participation