



## Southeast Lauderdale Middle School

Lauderdale County School District



2535 Old Highway 19 S.E.  
Meridian, MS 39301



Brittney Chaney  
bchaney@lauderdale.k12.ms.us

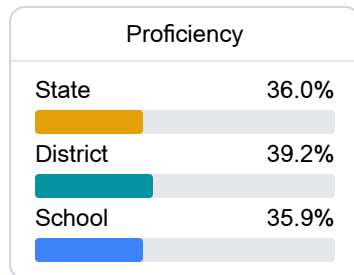
Identified for **Additional Targeted Support and Improvement**

### School Accountability Grade Components

Mississippi's accountability system assigns "A" through "F" letter grades for schools and districts. Grades are based on student achievement, student growth, student participation in testing, and other academic measures. COVID - 19 pandemic disruptions continue to be reflected in 2021 - 2022 accountability data, particularly growth data.

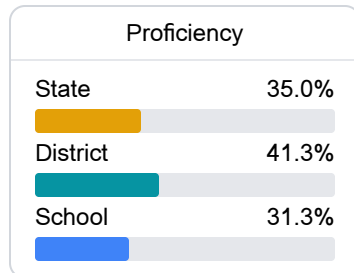
#### Math

Measurements of student performance on the statewide math assessment.



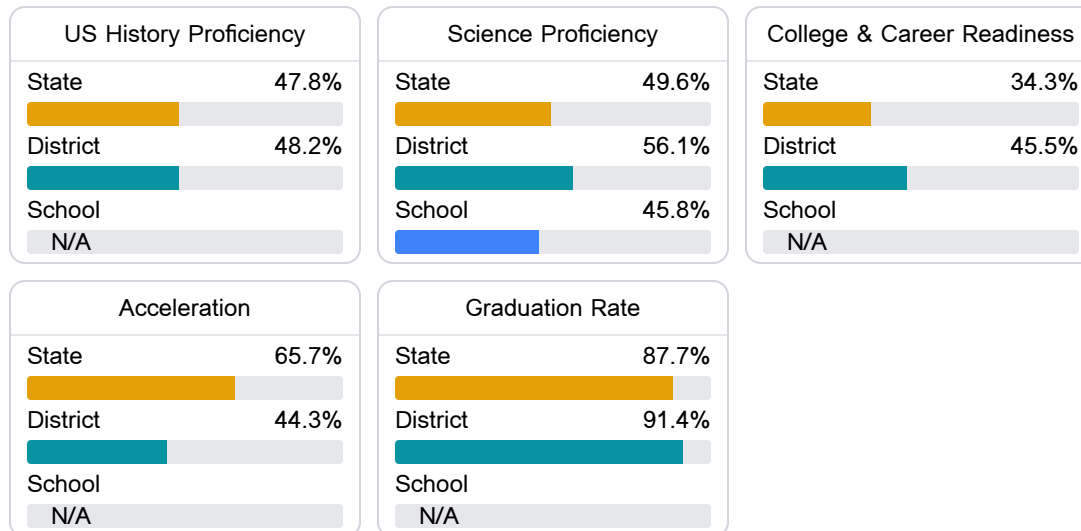
#### English

Measurements of student performance on the statewide English language arts (ELA) assessment.



#### Other Measures

Other measurements of student performance that factor into the accountability grade.



### Teacher Data

27.6

Teachers



83.6%

Experienced Teachers

0.0%

Provisional Teachers

91.9%

In-Field Teachers

## Detailed Assessment and Other Data

## Student Performance

The following information shows each level of student performance on statewide assessments.

## Math

Level 1		Level 2		Level 3		Level 4		Level 5	
State	11.6%	State	24.2%	State	29.5%	State	24.8%	State	9.9%
District	6.2%	District	22.3%	District	35.0%	District	28.4%	District	8.2%
School	8.4%	School	20.5%	School	36.6%	School	29.5%	School	5.0%
Minimal		Basic		Passing		Proficient		Advanced	

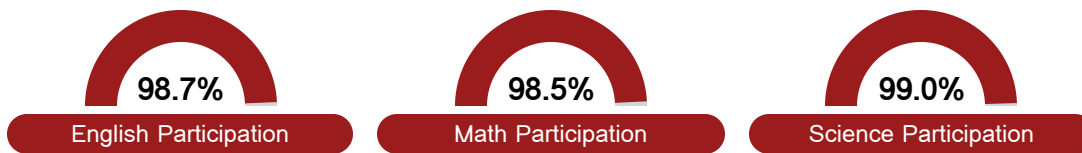
## English

Level 1		Level 2		Level 3		Level 4		Level 5	
State	10.8%	State	23.1%	State	31.8%	State	24.6%	State	9.7%
District	7.1%	District	19.5%	District	32.8%	District	29.8%	District	10.8%
School	8.7%	School	15.2%	School	45.1%	School	24.4%	School	6.6%
Minimal		Basic		Passing		Proficient		Advanced	

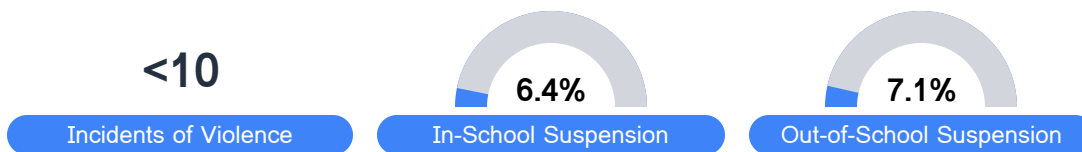
## Science

Level 1		Level 2		Level 3		Level 4		Level 5	
State	13.8%	State	14.5%	State	23.4%	State	32.7%	State	15.7%
District	9.8%	District	12.2%	District	24.6%	District	36.6%	District	16.8%
School	11.4%	School	14.9%	School	27.9%	School	34.3%	School	11.4%
Minimal		Basic		Passing		Proficient		Advanced	

## Student Assessment Participation



## Discipline



\* Source: 2017-2018 Civil Rights Data Collection

## Other Data



17.0%

Chronic Absenteeism



\$10,653.64

Per-Pupil Expenditure