



Southeast Lauderdale High School

Lauderdale County School District



2362 Longcreek Raod
Meridian, MS 39301



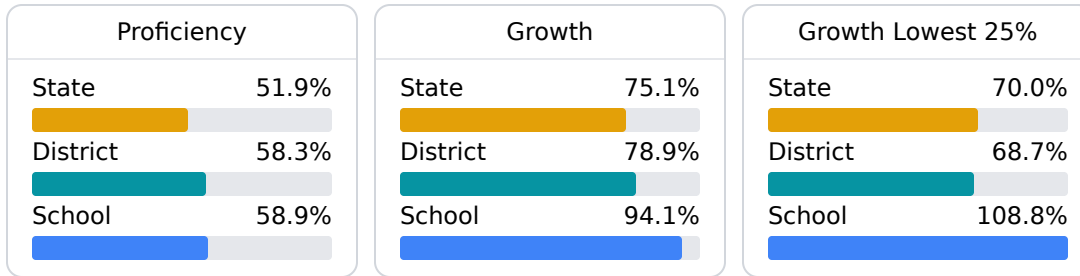
Kaleb Smith
kalebsmith@lauderdale.k12.ms.us

School Accountability Grade Components

Mississippi's accountability system assigns "A" through "F" letter grades for schools and districts. Grades are based on student achievement, student growth, student participation in testing, and other academic measures.

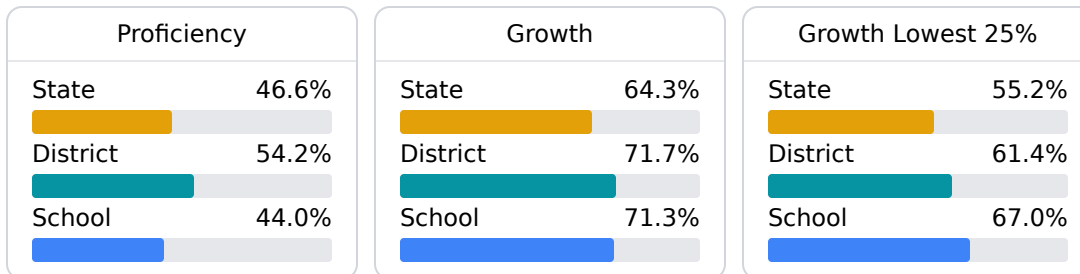
Math

Measurements of student performance on the statewide math assessment.



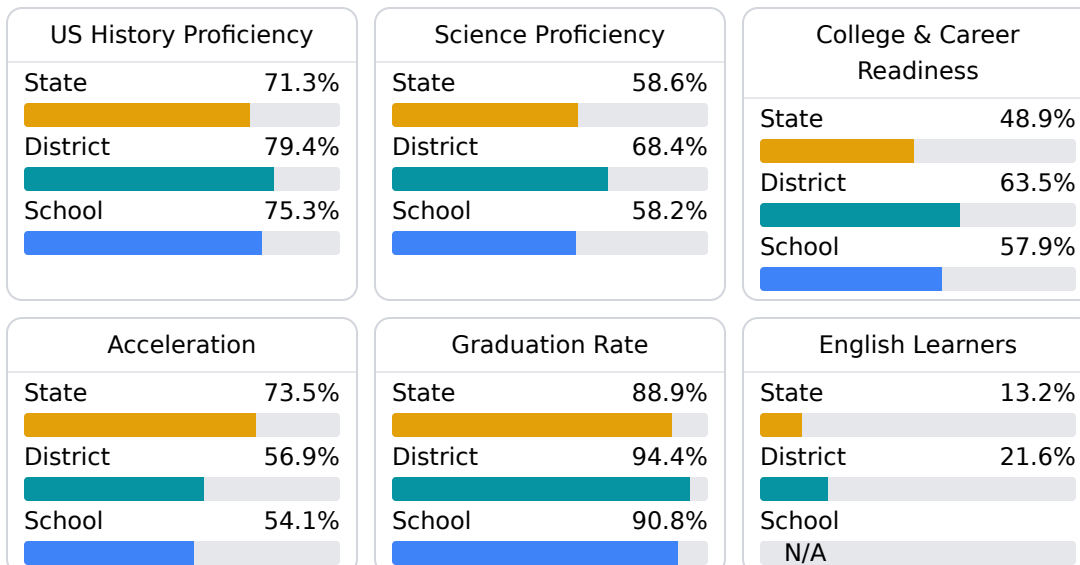
English

Measurements of student performance on the statewide English language arts (ELA) assessment.



Other Measures

Other measurements of student performance that factor into the accountability grade.



Teacher Data

30.2

Teachers



74.7%

Experienced Teachers

0.0%

Provisional Teachers

98.6%

In-Field Teachers

Detailed Assessment and Other Data

Student Performance

The following information shows each level of student performance on statewide assessments.

Math

Level 1	Level 2	Level 3	Level 4	Level 5
State 0-10%	State 11-20%	State 21-30%	State 31-40%	State 11-20%
District 0-10%	District 11-20%	District 21-30%	District 31-40%	District 21-30%
School N/A	School 0-10%	School 31-40%	School 51-60%	School 11-20%
Minimal	Basic	Passing	Proficient	Advanced

English

Level 1	Level 2	Level 3	Level 4	Level 5
State 8.3%	State 17.0%	State 29.7%	State 29.3%	State 15.7%
District 0-10%	District 11-20%	District 21-30%	District 31-40%	District 11-20%
School 5.3%	School 19.3%	School 37.7%	School 22.8%	School 14.9%
Minimal	Basic	Passing	Proficient	Advanced

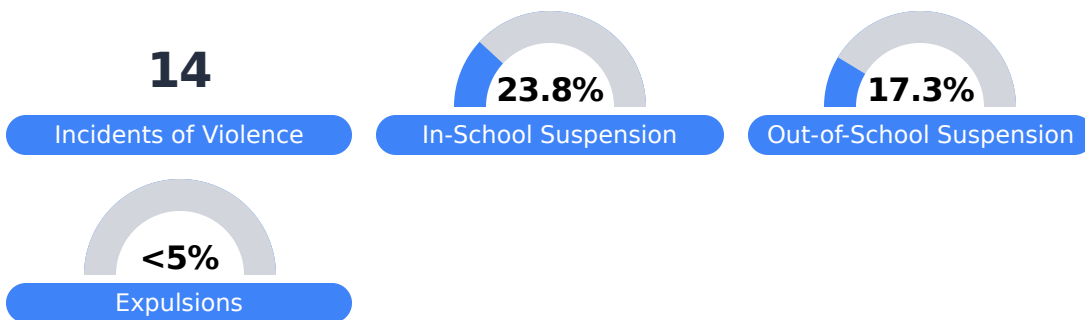
Science

Level 1	Level 2	Level 3	Level 4	Level 5
State 11.4%	State 11.9%	State 20.8%	State 33.6%	State 22.3%
District 5.7%	District 10.0%	District 18.9%	District 39.2%	District 26.2%
School 9.2%	School 14.7%	School 17.4%	School 43.1%	School 15.6%
Minimal	Basic	Passing	Proficient	Advanced

Student Assessment Participation



Discipline



Other Data

