



Southeast Lauderdale High School

Lauderdale County School District



2362 Longcreek Road
Meridian, MS 39301



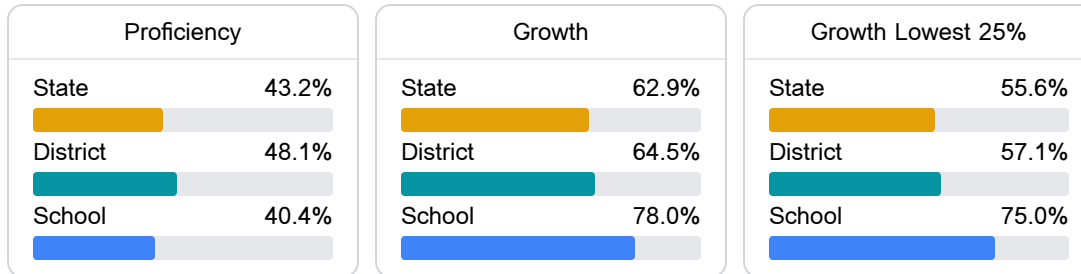
Kaleb Smith
kalebsmith@lauderdale.k12.ms.us

School Accountability Grade Components

Mississippi's accountability system assigns "A" through "F" letter grades for schools and districts. Grades are based on student achievement, student growth, student participation in testing, and other academic measures.

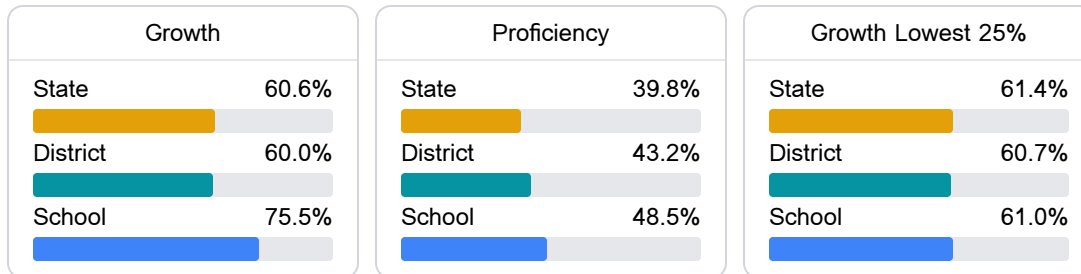
Math

Measurements of student performance on the statewide math assessment.



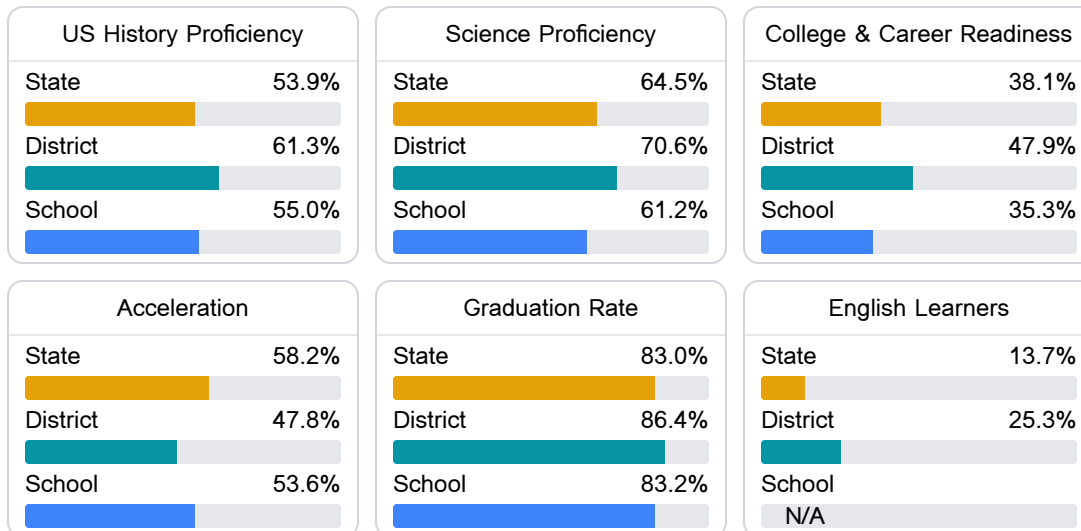
English

Measurements of student performance on the statewide English language arts (ELA) assessment.



Other Measures

Other measurements of student performance that factor into the accountability grade.



Teacher Data

31.5

Teachers



87.4%

Experienced Teachers

0.0%

Provisional Teachers

88.8%

In-Field Teachers

Detailed Assessment and Other Data

Student Performance

The following information shows each level of student performance on statewide assessments.

Math

Level 1		Level 2		Level 3		Level 4		Level 5	
State	6.8%	State	20.9%	State	30.5%	State	29.9%	State	11.9%
District	0-10%	District	11-20%	District	21-30%	District	31-40%	District	11-20%
School	0-10%	School	21-30%	School	31-40%	School	21-30%	School	11-20%
Minimal		Basic		Passing		Proficient		Advanced	

English

Level 1		Level 2		Level 3		Level 4		Level 5	
State	7.4%	State	20.4%	State	33.7%	State	29.0%	State	9.4%
District	5.2%	District	18.5%	District	34.2%	District	31.3%	District	10.8%
School	10.3%	School	16.8%	School	29.0%	School	29.9%	School	14.0%
Minimal		Basic		Passing		Proficient		Advanced	

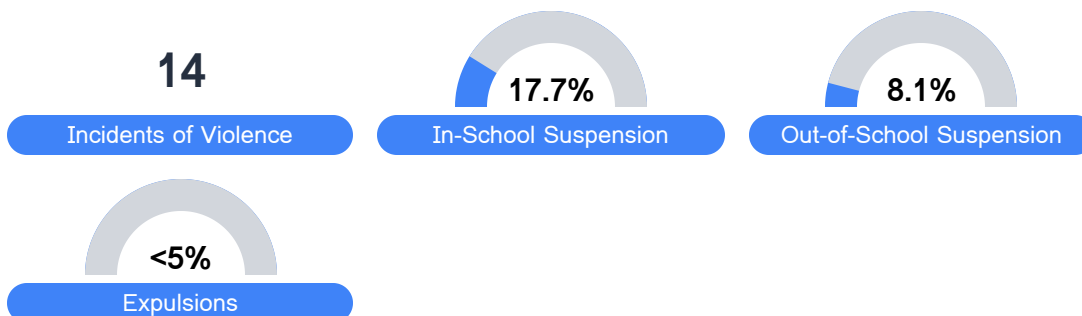
Science

Level 1		Level 2		Level 3		Level 4	
State	13.6%	State	24.0%	State	20.7%	State	20.7%
District	7.9%	District	21.6%	District	23.5%	District	23.5%
School	11.4%	School	23.7%	School	9.7%	School	9.7%
Minimal		Basic		Proficient		Advanced	

Student Assessment Participation



Discipline



* Source: 2017-2018 Civil Rights Data Collection

Other Data



27.7 %

Chronic Absenteeism



\$10,155.74

Per-Pupil Expenditure



72.2 %

Post-Secondary Enrollment



51.4%

Advanced Course Participation