



## Northeast Lauderdale Middle School

Lauderdale County School District



7763 Highway 39 North  
Meridian, MS 39305



Shacora Moore  
smoore@lauderdale.k12.ms.us

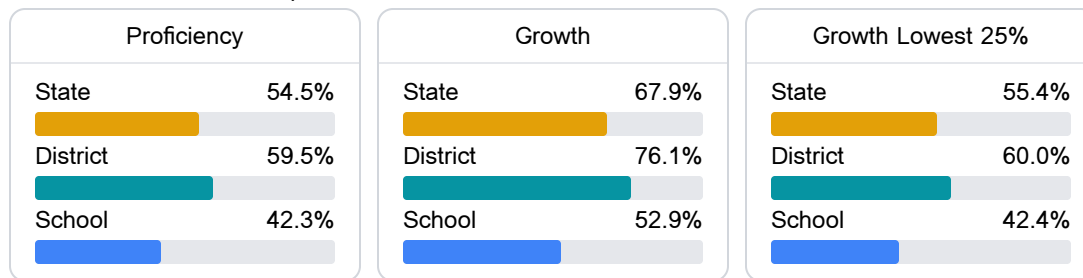
Identified for **Comprehensive Support and Improvement**

### School Accountability Grade Components

Mississippi's accountability system assigns "A" through "F" letter grades for schools and districts. Grades are based on student achievement, student growth, student participation in testing, and other academic measures.

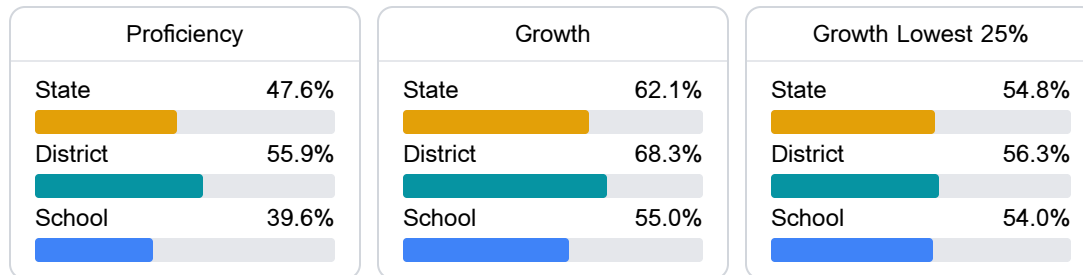
#### Math

Measurements of student performance on the statewide math assessment.



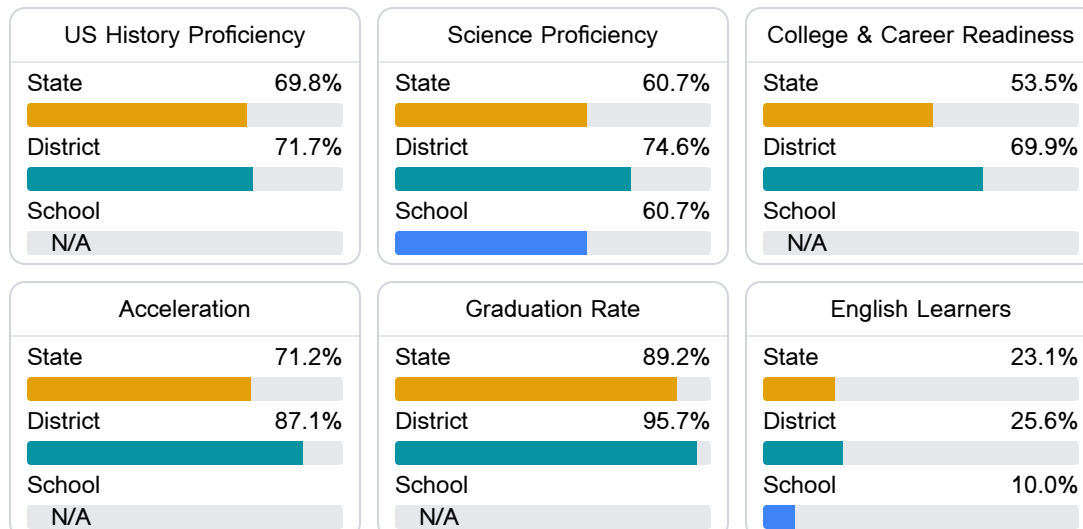
#### English

Measurements of student performance on the statewide English language arts (ELA) assessment.



#### Other Measures

Other measurements of student performance that factor into the accountability grade.



Detailed Assessment and Other Data

Student Performance

The following information shows each level of student performance on statewide assessments.

Math

Level 1		Level 2		Level 3		Level 4		Level 5	
State	0-10%	State	11-20%	State	21-30%	State	31-40%	State	11-20%
District	0-10%	District	11-20%	District	21-30%	District	31-40%	District	21-30%
School	0-10%	School	21-30%	School	31-40%	School	31-40%	School	0-10%
Minimal		Basic		Passing		Proficient		Advanced	

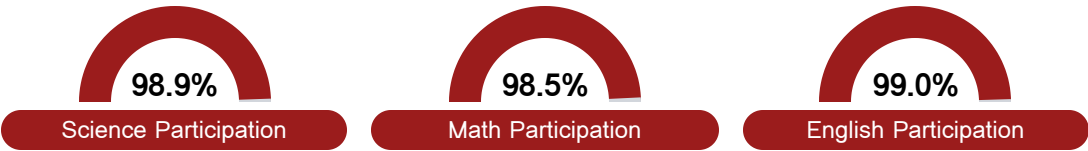
English

Level 1		Level 2		Level 3		Level 4		Level 5	
State	8.8%	State	16.5%	State	29.4%	State	29.5%	State	15.9%
District	0-10%	District	11-20%	District	21-30%	District	31-40%	District	11-20%
School	8.1%	School	17.4%	School	35.5%	School	27.5%	School	11.4%
Minimal		Basic		Passing		Proficient		Advanced	

Science

Level 1		Level 2		Level 3		Level 4		Level 5	
State	12.3%	State	11.8%	State	20.1%	State	33.9%	State	21.9%
District	6.7%	District	7.5%	District	15.7%	District	38.0%	District	32.1%
School	7.2%	School	12.8%	School	22.6%	School	37.7%	School	19.6%
Minimal		Basic		Passing		Proficient		Advanced	

Student Assessment Participation



Other Data



24.7 %

Chronic Absenteeism